

**HÄFELE**  
APPLIANCES



# INTRODUCTION

Dear Customers,

Hafele has pioneered the way interior fittings are sold across the globe for many years now. Being a German company, our foremost concern has always been to offer our customers, premium quality products at competitive prices paired with solution based services. With the introduction of our new generation of international home appliances under the Hafele Appliances series, we only reinstate this concept. The Hafele Appliances range of home appliances constitutes the trademarked Hafele excellence in quality and functionality and is backed by a strong value proposition for our customers.

By bringing these standards of excellence to South Asia through the Hafele Appliances range, we now create the opportunity for you to enjoy pure functionality and every possible convenience in your homes. Every appliance from this range is 'Future Ready' and has been carefully selected to provide you with the latest trends and technologies prevailing in the international markets. We have also spent valuable time and effort into putting these home appliances under the most stringent of testing procedures to ensure that they exceed all performance standards and meet every possible technical parameter.

Our latest range of built-in hobs come with specially designed burners that can meet your daily cooking needs with a level of smarter efficiency. These burners are designed to give a vertical structure to the frame so that it aids in even distribution of heat to any cooking vessel – be it a round wok or a flat pan. The hobs come with an auto-ignition function and an in-built safety device that prevents any leakage of gas during the eventuality of the burner flame going off. You can also extend your culinary skills to experimental baking, grilling or barbecuing with the Hafele Appliances range of built-in microwave steam and electric ovens, deep fryers and barbecues that come with the latest technologies and designs.

You can enjoy the freshness of a clean and smoke-free kitchen with the Hafele Appliances' cooker hoods that come with extended suction capacities to neutralize the residues of even the most pungent styles of cooking. Made of high grade stainless steel and available in different designs and finishes, these cooker hoods can sustain the harsh conditions of Asian kitchens.

The Hafele Appliances dishwashers are energy efficient and come as a respite to your cleaning chores in the kitchen; they look sleek and fit

smartly into your kitchen cabinetry. With an advanced mechanism and improved technology, these dishwashers are trained to remove even the most rigid masala stains often left behind by aggressive cooking.

Our Washer-Dryer Combo and Washing Machines come with advanced washing features that sense and control foam generation during any wash cycle. You can now use any regular detergent and need not worry about excessive foam formation and unwanted detergent deposits on your delicate clothes.

The Hafele Appliances A++ rated freestanding and built-in refrigerators are energy efficient and provide you with lavish storage capacities. They come with an integrated dual cooling function and frost-free technology giving you optimum storage conditions as against regular refrigerators in the market.

And to complete this holistic range, we bring to you a professional line-up of smart counter-top appliances that can convert the most mundane hours spent in the kitchen into a truly worthwhile experience. These appliances can make prepping fun while giving you more time to enjoy what you like doing the most –cooking your favourite dishes or experiment with new ones.

Enjoy the benefits of an efficient and smart kitchen with Hafele's Holistic Range of Appliances that gives your family a fresh, healthy and clean lifestyle! You can find the details of all these products in this catalogue; so spend some time browsing through this visual and informative treat. You can also see these appliances in live application at any of our Design Showrooms and meet the Hafele team for an informed dialogue. We look forward to partnering with you and assisting every need you may have to make your dream homes a reality.

Warmest Regards



Jürgen Wolf  
Managing Director  
Hafele South Asia

# HAFELE REASSURING EXPERTISE



*“For over almost 10 decades, we’ve been helping people make more of their homes.*”

Established in Germany, and now operating worldwide, we specialise in the fittings, hardware and systems that improve the way your home, works. So when you choose our products as part of your new or reformed home, you know you’re getting the benefit of extensive knowledge and decades of experience.

And we’re still a family business, owned and managed by family members who really care about the products and service we provide. You can rely on our commitment to the highest standards of quality and reliability, founded on a long tradition of German engineering where attention to detail is second nature.

*All our home improvement ideas are built to last – day in, day out – we want you to get the very best from every corner of your home, for many years to come.”*



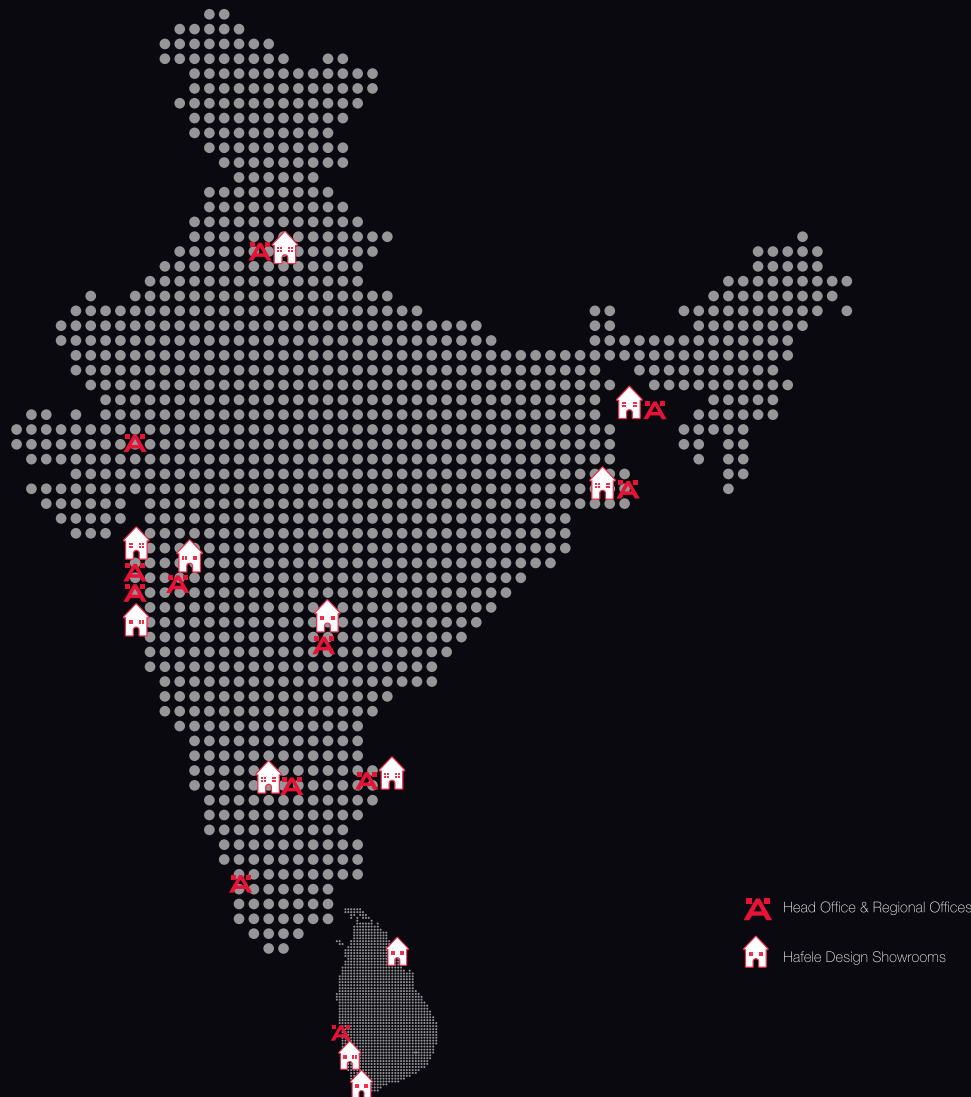
# HAFELE WORLDWIDE



With its origin in 1923 in a small town named 'Nagold' from the Swabian region of Germany that nurses a passion for hardware technology, it is no surprise that Häfele has lived up to its roots through a successful presence in the architectural and furniture hardware industry for over almost 10 decades now. Today, Häfele's worldwide penetration includes 38 subsidiaries across Europe, America, Asia, Australia and New Zealand. With these subsidiaries and numerous other sales organisations, Häfele operates in over 150 countries. The Häfele headquarters, 4 manufacturing units and 10 sales offices are located within Germany; while 1 manufacturing unit is located at Budapest, Hungary. The company also owns one of the largest and most sophisticated warehouses in its home country. The Häfele worldwide workforce is empowered by a base of over 8100 employees.

The group services over 150,000 customers across the globe through its extensive range of hardware products and a comprehensive logistics system. In addition to this, Häfele also provides consultative services to its customers, educating and advising them about buying the correct hardware as per their requirements. With this level of market penetration and ability to handle worldwide demand, it comes as no surprise that the company is an authority in the segment of home interior solutions; what is pleasantly surprising, though, is that in spite of its size, Häfele still remains a family owned and run business with a unique, friendly and value-centric work culture which is strongly followed among all its subsidiaries.

# HAFELE INDIA



Häfele India is a wholly-owned subsidiary of the Häfele Global network and has been operating in India since 2003 under the leadership of Mr. Jürgen Wolf (Managing Director). The ability of the company to understand the diverse Indian market has made it an authority in the field of architectural hardware, furniture and kitchen fittings and accessories. The company also has a strong presence in synergized product categories namely Home Appliances, Furniture Lighting, Sanitary and Surfaces catering to the focused demand from these industries.

The subsidiary has a strong nation-wide presence with offices in Mumbai, Pune, Ahmedabad, Bangalore, Chennai, Hyderabad, Delhi, Kolkata and Cochin. It has full-scale operations in Sri Lanka and Bangladesh with Regional offices and Design Showrooms in both the countries; and has also spread its operations to other regions of South Asia including Nepal, Bhutan and Maldives.

Häfele's design showrooms are hubs of international home interior trends and cutting edge designs presented in a world-class environment, where customers can see home solutions in their inherent applications. These showrooms function as a one-stop-shop for all home interior and improvement needs - from providing in-depth technical advice to kitchen and wardrobe designing services through a team of experts stationed at the showroom.

Häfele India services its customers with a base of over 1300 employees, a well-networked Franchise base of over 130 shops along with over 1000 dealers situated across South Asia. The subsidiary has a sophisticated Logistics centre in Mumbai along with distribution centres in Delhi, Bangalore, Kolkata and Colombo respectively.



# HÄFELE

## GERMAN INNOVATION

— SINCE 1923 —

## Hafele Reassuring Expertise

Hafele appliances characterizes – **“The way of life”** of the 100,000 families we have been associated with in South Asia, so far. Hafele products play a major role in transforming the way customers perform their daily household chores from cooking to cleaning. Our endeavour is to bring sheer joy of cooking and that is why we thoughtfully design our products to stand on the values of Innovation, Design, Functionality and Trust. Hafele appliances have always been on the forefront in terms of launching products with cutting edge technology. **The innovative product lines**, conceived and conceptualized, by Hafele bring ease to the day to day life of the user and enhance lifestyles. Hafele products are designed with an eye to detailing and add more value and joy to the lives of customers. **The product designs** are practical and are very contemporary in terms of all aesthetic aspects. It is our endeavour to enhance the user experiences with our highly **functional products**. We have **garnered the trust of all partners** associated with Hafele, which is the key motivation for us to deliver finest quality products backed by a strong and sustainable business environment.















*Designed to create experiences... out of daily chores!*



# HAFELE APPLIANCES - THE BRAND

---

Hafele presents to you its new generation of international home appliances under the Hafele Appliances series. With this brand, we present to you the trademarked 'Hafele' excellence in quality and functionality.

'Hafele Appliances' is the first of its kind built-in home appliances brand that is remarkably International by design and functionality, yet distinctively Asian by features and functions which specifically cater to the unique requirements of this region. This makes way for a value proposition that has never before been experienced in the built-in appliances segment of South Asia.

Through the Hafele Appliances series, we provide you with every possible convenience that makes your time spent in the kitchen truly worthwhile. You can now meet your daily cooking needs with a level of smarter efficiency through our exclusive range of built-in-hobs; and to extend your culinary

skills to experimental baking, grilling or barbequing, we present you with our range of built-in microwave and electric ovens, deep fryers and barbecues. Your cooking experience is further enhanced with our range of silent cooker hoods that work effectively to expell the smoke and cooking residues. Get 100% hygeinic wash with the Hafele Appliances dishwashers that remove rigid masala stains from your cooking vessels at the touch of a button!

So experience the true joys of convenience and functionality through this holistic range of Hafele Appliances that will make your day-to-day household chores less overwhelming and more enjoyable!



# CONTENTS

## REFRIGERATION AND COOLING APPLIANCES

---

16 - 55

---

French Door Refrigerator  
Side by Side Refrigerator  
Built in Refrigerator

## GRILLING AND BAKING APPLIANCES

---

56 - 149

---

Built in Ovens  
Built in Microwaves  
Built in Combi Steam Oven  
Built in Warming Drawer

## COOKING APPLIANCES

---

150 - 209

---

Full Brass Vortex Series Hobs  
Zeta Series Brass Burner Hobs  
Induction Hobs  
Barbeque Grills & Deep Fryers

## VENTILATION APPLIANCES

---

210 - 263

---

Filter Free Hoods  
Wall Mounted Hoods  
Ceiling and Island Hoods

## KITCHEN COUNTER-TOP APPLIANCES

---

264 - 321

---

Kitchen Machine  
Power Blender  
Kettles  
Toasters

## DISH-WASHING APPLIANCES

---

322 - 381

---

Fully Integrated Dishwasher  
Semi Integrated Dishwasher  
Freestanding Dishwasher  
Countertop Dishwasher



# LAUNDRY CARE APPLIANCES

---

**382 - 429**

---

Washer Dryer Combo

Washing Machines





# REFRIGERATION AND COOLING APPLIANCES

We understand that you need flexibility when it comes to your storage needs. This is why Hafele's new range of built-in refrigerators can be easily configured to suit the specific requirements you may have depending on your lifestyle. And this includes the most pertinent need for "bulk storage" where our appliances can offer upto 600L of storage space with 75% refrigeration storage and 25% freezer storage; giving you space, flexibility as well as the most optimum storage conditions.

With ample storage the fridge can be completely adapted as per the user's storage requirement, with metal racks for bottles, adaptive shelf slotting for small or tall utensils.

# BUILT - IN REFRIGERATORS

## AZZANO COLLECTION



**AZZANO RANGE OF  
BUILT IN REFRIGERATOR  
THAT ADAPTS TO YOUR  
LIFESTYLE**

The fruits and vegetables that you store in the refrigerator not only requires an optimum temperature but also the right humidity to maintain their freshness and moisture.

The Azzano built in collection of refrigerators has humidity control mechanism in the Fresco Zone Plus drawer. You can maintain the humidity for fruits or dairy products that you may chose to store in the Fresco Zone Plus compartment.



Herbs are different from the regular fruits and vegetables. Herbs aroma and freshness at a much higher rate compared to fruits and vegetables. A well ventilated special compartment can enhance the shelf life of the herbs.

Food without the dash of freshly chopped coriander or parsley is incomplete. Keep these special herbs like coriander, mint, rosemary parsley or thyme for your everyday use !





The premium glass shelves in the inner compartments of the fridge and the freezer helps to cool down quickly and retains the temperature for a longer time.

The Glass shelves are easy to clean and maintain.



Hafele Appliances Refrigerator has a suitable climatic class that can operate optimally even at extreme temperatures. The Tropicalised compressor works perfectly for the Indian climate providing optimum cooling and humidity to the refrigerator.

Adaptive cooling technology: The Smart temperature sensors in the Hafele Appliances refrigerator will adapt to the user pattern and lifestyle of using the refrigerator throughout the day.

Over the period of 4 weeks, the refrigerator will automatically adjust its cooling pattern to your routine of using the refrigerator in a day. This ensures no temperature variance during the entire day even during that time of the day when the fridge is opened more frequently.



**Quick Cool Function:** The Quick Cool function prepares your refrigerator to store freshly bought groceries. When you store and stock fresh groceries in the refrigerator, the temperature inside the refrigerator fluctuates and takes longer to bring down the temperature at the original setting. When quick cool is activated the temperature of the refrigerator is quickly brought down to 2 degrees and is maintained at the same level till you switch to the regular settings.

**Digital Control:** You can select the desirable temperature from 2°C to 8°C. The smart sensors keeps the temperature inside the compartment at minimal deviation from the selected temperature range to enhance the shelf life of the food stored inside the refrigerator.



The smart storage solution in the new built-in collection from Hafele Appliances, is designed to handle the storage of bottles and cans of all sizes and shapes and optimizes the space available for storage.



Store fruits, vegetables and dairy products at the right temperature and at the right humidity level. Fruits and vegetables tend to perish faster and lose the essential micronutrients if not stored at a temperature between 0-2 degrees.

Also when stored in a standard refrigerator, the fruits and vegetable tends to lose moisture and crispness in them. Introducing the **fresco zone plus** drawer compartment in the new Hafele Appliances built in collection that will keep fruits and vegetables fresh for longer time period.





Let the refrigerator adapt to your way of life!

Stack the bottles – tall or short. Make the most of every inch of the space in your refrigerator!



The Dual Cool Technology that isolates the cooling between the fridge and the freezer. This ensures that the fridge and freezer has no exchange of air and are independent in terms of temperature settings.

The new built in collection by Hafele Appliances provides you the sophisticated and advanced cooling technology of Twin cooling.



Hafele Appliances Refrigerator has a suitable climatic class that can operate optimally even at extreme temperatures. The Tropicalised compressor works perfectly for the Indian climate providing optimum cooling and humidity to the refrigerator.

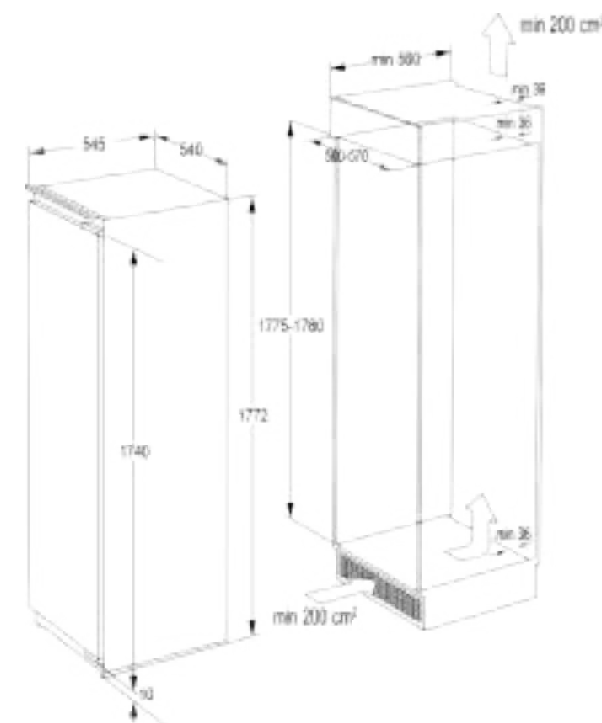




## HRF305

### Azzano Built-in Full Fridge

Gross Capacity	305L
Net Capacity Fridge	301L
Net Capacity Freezer	-
Light	LED strip on the ceiling
Temperature Zone	2
Inline Shelves	Glass Shelves
Fresco Zone (Incl. Herbs Box)	3 Drawers
Defrost	Automatic
Freezer Shelving	-
Quick Cool	Yes
Quick Freeze	-
Cooling System	Yes
Adaptive Cooling Technology	Yes
Fully Frost Free	Yes
Vacation Mode	Yes
Warning Signal	Audible
Additional Cooling Fan	Yes
Operating temperature	10°C - 43°C
Energy Class	A++ Energy Efficiency
Daily Energy Consumption at 25°C(kwh/24h)	0.31 kWh
Noise Level	37 dB(A) wit 1 pW
<b>Connected Power</b>	100 W
Certifications	CE, TUV
Article No.	538.10.160
Product Dimension (W X D X H)	555mm X 545mm X 1772mm



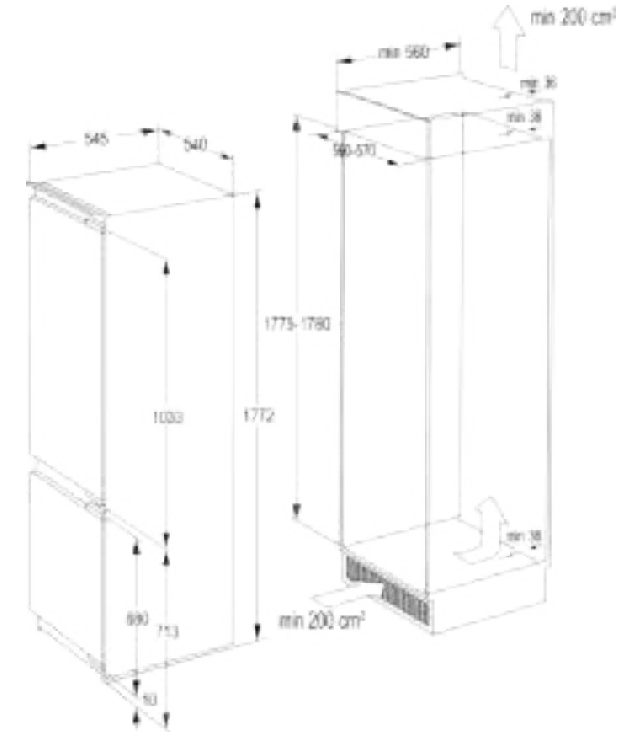
\* Ventilation requirement.  
It is mandatory to provide ventilation provision as per the diagram for optimum performance of refrigerator.





**HRC300NF**  
Azzano Built-in Fridge Freezer Combi

Gross Capacity	300L
Net Capacity Fridge	180L
Net Capacity Freezer	68L
Light	LED strip on the ceiling
Temperature Zone	3
Inline Shelves	Glass Shelves
Fresco Zone (Incl. Herbs Box)	2 Drawers
Defrost	Automatic
Freezer Shelving	3 Drawers
Quick Cool	Yes (Aided with Rapid Freeze)
Quick Freeze	- 24 DEGREES
Cooling System	Twin Cooling
Adaptive Cooling Technology	Yes
Fully Frost Free	Yes
Vacation Mode	Yes
Warning Signal	Audible
Additional Cooling Fan	Yes
Operating temperature	10°C - 43°C
Energy Class	A++ Energy Efficiency
Daily Energy Consumption at 25°C(kwh/24h)	0.63 kWh
Noise Level	39 dB(A) wit 1 pW
<b>Connected Power</b>	100 W
Certifications	CE, TUV
Article No.	538.10.050
Product Dimension (W X D X H)	555mm X 545mm X 1772mm

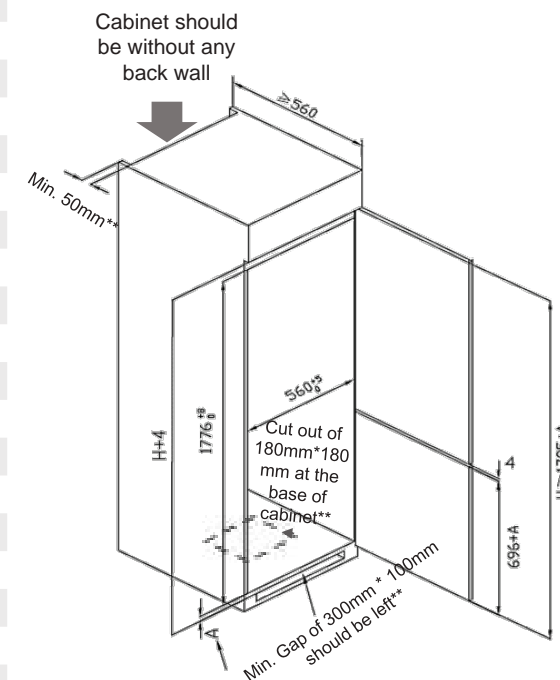


\* Ventilation requirement.  
It is mandatory to provide ventilation provision as per the diagram for optimum performance of refrigerator.





NR300NF 300L Built-in Refrigerator with Dual Cooling system	
Gross Capacity	300L
Net Capacity Fridge	182L
Net Capacity Freezer	59L
Light	LED Ceiling Light
Temperature Zone	3
Inline Shelves	Glass Shelves
Fresco Zone (Incl. Herbs Box)	1 Drawer
Defrost	Automatic
Freezer Shelving	-
Quick Cool	-
Quick Freeze	-18 DEGREES
Cooling System	Twin Cooling
Adaptive Cooling Technology	-
Fully Frost Free	Yes
Vacation Mode	-
Warning Signal	Audible
Additional Cooling Fan	Yes
Operating temperature	10°C - 43°C
Energy Class	A+ Energy Efficiency
Daily Energy Consumption at 25°C(kwh/24h)	0.66 kWh
Noise Level	37 dB(A) wit 1 pW
<b>Connected Power</b>	100 W
Certifications	CE, TUV
Article No.	538.11.050
Product Dimension (W X D X H)	555mm X 545mm X 1772mm



A = Shutter Thickness

\*\* = Ventilation Requirement

All measurements are in mm

\* Ventilation requirement.  
It is mandatory to provide ventilation provision as per the diagram for optimum performance of refrigerator.

Pave way for a smart and healthy lifestyle with the new Professional Freestanding Refrigerators by Hafele. These high specification Professional Freestanding Refrigerators boast of higher capacity, premium cooling technology and inverter compressor especially designed for Indian kitchens.

# PROFESSIONAL FREESTANDING REFRIGERATORS



The Professional Freestanding Refrigerators available with French Door MultiZone Refrigerator (ARG650NF) are packed with incredible features which retain the maximum quality of your food and beverages.

The ARG650NF and comes with a 100 L MultiZone compartment which can be used alternatively as a freezer and fridge depending on your storage requirements. The Fresco Zone Plus drawer in these refrigerators provides the suitable environment for your fruits and vegetables maintaining their quality for a longer time.

The tropicalized climate rating of the compressor makes the refrigerators apt for the Indian climatic variations, the inverter compressor works in line with the outside temperature and smart sensors maintaining the internal conditions of the refrigerator as you have set them! Treat yourself and your food to special care with these new elegant, intelligent and contemporary Professional Freestanding Refrigerators by Hafele!




# A SMART REFRIGERATOR FOR A SMARTER LIFESTYLE!

In modern times, our access to good organic food is limited to super markets. We pay attention to “Organic Produce” but we ignore that if this produce is not stored in proper conditions, it will end up losing most of its nutrients. Hafele smart refrigeration has active sensors to regulate precise temperatures in each zone. Stable temperatures across the zones help keep the food stored, be it fruits, dairy or meat, fresh for a longer time.

*Right temperature in every corner of your refrigerator*





## MULTIZONE CONVERTIBLE COMPARTMENT

In the French Door Premium Refrigerator by Hafele, MultiZone is a 100 L convertible compartment that can be utilised either as a fridge or a freezer depending on your storage needs. The cooling system adjusts for the freezer or fridge compartment in just 60 minutes. The flexible temperature range of -23 °C to 8 °C helps you keep different foods and beverages at an ideal temperature. You can also turn off the multizone compartment when you have fewer supplies.

(Applicable in ARG650NF)







# THE HEALTH ZONE - WHERE FOOD FEELS GOOD!

## FrescoZone™ Plus

If your food feels good, you feel better. The FrescoZone™ Plus drawer in the new Premium refrigerators creates an ideal habitat for your fruits, vegetables and dairy by maintaining low temperatures between 0°C and 2°C with the help of smart sensors. The humidity slots provided in the FrescoZone™ help adjust and maintain the right level of moisture based on the type of food stored. Fruits and vegetables require more moisture to retain their freshness and crispness compared to dairy and meat products which require lesser humidity.

Food stored in the FrescoZone™ Plus drawer remains fresh for up to 3 times longer than food stored in a standard refrigerator drawer.

# THE FRESH ZONE

Vegetables, fruits, fish, seafood and meats maintain their freshness for the longest possible time at a temperature of 0°C to 2°C. Hafele's Range of Premium Freestanding Refrigerators understands this by providing you with two isolated zones to create an ideal habitat for these food items by maintaining low temperatures between 0°C to 2°C with the help of smart sensors.







# LET YOUR FOOD ALSO **BREATHE** THE **BEST AIR!**

With the latest collection of smart refrigerators Hafele has drawn on the best that nature has to offer, employing anions that purify the air as part of a highly-effective process known as ionisation.

By cleaning the air and fully enriching it with oxygen, these anions help create the ideal microclimate for keeping food fresh and healthy inside your refrigerator. IonAir technology, which eliminates up to 95% of microorganisms, is integrated in each line of the new generation refrigerators by Hafele.

Every year we end up throwing out large amounts of food due to improper storage and eventual spoilage. But ION generation refrigerators provide the ideal solution – optimal temperatures combined with anions, creating the ideal environment for storing and caring for your good food, keeping it fresh and bacteria-free far longer than any conventional systems.

# INVERTER COMPRESSOR

Your refrigerator works 24 × 7 to provide you with the quality food that you deserve. It therefore becomes important to have an efficient compressor that will give you ideal cooling with minimal energy consumption! The Premium refrigerators by Hafele feature an inverter compressor which helps save energy, decrease noise and preserve freshness for a longer time.

The compressor never switches off even when the temperature stabilizes, but runs at a slower speed maintaining the temperature inside the refrigerator thereby preventing temperature variations and spikes in energy consumption during peak load (in summers or during the day). When your refrigerator has an inverter compressor:

1. There is a reduction in your electricity bills due to the fact that the device accelerates to maximum power at the first power-up and maintains the desired temperature levels throughout the day.
2. It produces less noise compared to refrigerators with a traditional compressor
3. It maintains the temperature in the refrigerator more efficiently compared to a conventional compressor. The temperature is maintained at the set value even at minimum compressor power.compressor.



Keeping it **GREEN!**

# WHEN THE RIGHT TEMPERATURE IS AT THE RIGHT PLACE !

The Triple Cooling circuits helps to maintain the temperature in fridge, freezer and convertible multizone compartment precisely without impacting the temperature of the other compartments while temperature is regulated or changed.

There are three independent cooling circuits that are responsible for maintaining temperatures in each compartment precisely. These circuits are aligned to the temperature sensors of each compartment and can be independently be regulated.









# TAILOR MADE FOR INDIAN CLIMATE

Compressors are classified according to four climatic classes based on different operating temperatures:

- Sub-Normal (SN): 10 °C to 32 °C
- Normal (N): 14 °C to 36 °C
- Sub-Tropical (ST): 16 °C to 38 °C
- Tropical (T): 18 °C to 43 °C

The Premium refrigerators have a Tropicalised compressor with a climatic class SN-T providing optimal cooling and humidity in the temperature range of 10 °C to 43 °C. This compressor works in the best way possible for the Indian Climate where temperatures range from 53 °C to -23 °C and humidity can be as high as 85%.

If you choose a refrigerator with an inappropriate climate class:

- The refrigerator has trouble achieving the right temperature thus putting a constant strain on the compressor for running longer resulting into higher energy consumption.
- The refrigerator will be unable to sufficiently cool the food items leading to increased humidity due to defrosting in the refrigerator and frosting in the freezer.
- Due to the constant strain on the compressor, the refrigerator will have a lower life span.





# SMART DISPLAY AND CONTROL

Hafele's Premium Freestanding Refrigerators come with an intuitive display that allows you to regulate the refrigerator temperature independently for the fridge and the freezer compartment. The refrigerators are equipped with smart sensors that maintain the refrigerator temperatures based on the limit set by the user with minimum variation. The display also allows you to set the refrigerator on various modes like quick cool, quick freeze and holiday mode.



# GIVE **LIGHT** AND THE DARKNESS WILL DISAPPEAR OF ITSELF!

The French Door Multizone Refrigerator model comes equipped with an advanced lighting concept - Sky LED that illuminates the whole refrigerator compartment with minimal obstruction so that you have a clear view of the food stored in your refrigerator.

(Applicable for ARG650NF)







# QUICK COOL & RAPID FREEZE FUNCTION

When a new item is placed in the refrigerator or the freezer compartment, the temperatures usually increase, which leads to reduced freshness of items already present inside. Activate the super cool function in the fridge section and super freeze function in the freezer section of Hafele's New Premium Refrigerators to accelerate the rate of cooling inside. If new food items are added, the refrigerators will cool faster to minimise the humidity and condensation until ideal temperatures are reached (i.e. 2°C for the fridge section and -24°C for the freezer section). This helps the food to retain the initial freshness and quality for a longer time. Once the ideal temperatures have been achieved, you can switch back to your regular refrigerator settings.

\* Both the Super Cool / Freeze and Quick Cool / Freeze functions work in a similar way. Super Cool / Freeze is the name used in French Door MultiZone™ Refrigerator and Quick Cool / Freeze is used in Bottom Freezer Refrigerator model.





# NO FROST TECHNOLOGY

With the no-frost technology in the Premium Refrigerators by Hafele, you don't have to manually defrost your appliance because the built-up frost in the fridge / freezer is melted at regular intervals throughout the day and the resulting water is drained through a duct at the back of the unit. This prevents unwanted humidity inside the refrigerator and keeps your freezer ice-free thereby preventing food from frosting over.

In a frost-free refrigerator, due to the effective air-flow, the temperature is maintained precisely, the packaged food stored does not stick together and odours are limited.





## CHILD LOCK AND VACATION MODE

Vacation mode is designed to reduce the power usage when you go on holiday for longer periods of time. If your fridge has Vacation Mode, turning it on will keep the freezer running normally but will put the refrigerator compartment on a standby mode. This is ideally to allow you to preserve the food in the freezer compartment during your stay away from home.

The Premium Refrigerators by Hafele come equipped with a child lock which prevents accidental changes made in the temperature settings of the refrigerator during wiping of the panel / regular cleaning or if a kid at home fiddles with the settings unknowingly. When the child lock is activated, the panel doesn't respond to any other touch till the lock is released.





# KEEPING IT **SMART AND ELEGANT!**

## Flat door handle-less design

With the modern kitchens getting more contemporary with handle-less cabinetry designs, it becomes even more important to have a refrigerator that has harmony with the overall kitchen design.

The flat door design of Hafele's Premium French Door MultiZone Refrigerator and Side by Side Refrigerator model enables the refrigerator to blend in with your kitchen layout perfectly.





## ARG650NF

### French Door MultiZone Refrigerator

Gross Capacity	650L
Fridge	
Capacity	455L
Light	Ceiling LED Panel
Temperature Zone	3 (Multiple)
Inline Shelves	Glass Shelves
Fresco Zone	4 Drawers
Convertible Multizone	92L
Freezer	
Net Capacity	182L
Defrost	Automatic
Drawers	3 compartments
Quick Cool	Yes
Quick Freeze	-28 DEGREES
Duo Cool	Yes
Ice Maker	Ice Tray
Water Dispenser	-
Ice Dispenser	-
Daily freezing capacity	15Kg
Ice Maker capacity per day	-
Fully Frost Free	Yes
<b>Other Features</b>	
Cooling Circuits	2
Vacation Mode	Yes
Warning Signal	Audible
Additional Cooling Fan	Yes
Operating temperature	10°C - 43°C
Energy Class	A++ Energy Efficiency
Daily Energy Consumption at 25°C(kwh/24h)	1.2 kWh
Water Connection	-
Noise Level	43 dbA
Connected Power	150 W
Certifications	CE, TUV
Article No.	538.11.090
Product Dimension (W X D X H)	905mm X 775mm X 1935mm







# BAKING APPLIANCES

Hafele's range of built-in ovens are multifunctional and offer you a host of contemporary cooking options; making your cooking experience recreational and fun! As compared to traditional cooking, oven cooking is done with less oil and spices and the original flavours and complete nutrients of the food are retained. You can thus taste and consume food at its absolute best.

Baking in an oven is also easier as you don't have to supervise your dishes intermittently like the traditional cooking on gas stoves requires you to do. Just prep the food, set the oven at the desired temperature, clock in the timer and relax till the food is ready to be served.

## BUILT IN OVENS AND MICROWAVES





# IRIS 70



# ITS LIKE HAVING YOUR VERY OWN SOUS-CHEF

Introducing TFT Built in Oven – IRIS 70 for an immersive baking experience. The digital TFT control allows you to navigate the oven swiftly. Enjoy creating your own recipes or choosing from the integrated recipes curated by the professionals. Follow the instructions in the recipe videos on Hafele Appliances Official and pop-in the ingredients in the oven where everything is pre-set for your ease.

# MODES OF COOKING



**CONVECTION MODE** used essentially to boost and then balance out the overall heat by evenly distributing the air inside the oven.



**CONVECTION BAKE** to achieve the crispiness and uniform browning effect during cooking. Useful for cookies, cutlets and roasting vegetables, fish or meat.



**ROTISSERIE** is a classic way to grill your whole chicken! Rotisserie allows you to roast the chicken evenly from all the sides without worrying about supervising every step.



**CONVECTION GRILL** allows for intense grilling through fan and grill elements that provide an excellent environment for cooking large cuts of meats moist inside and crisp on the outside.





**QUICK PREHEAT** helps you to reduce the waiting time. In less than 5 mins the oven can achieve a preheat temperature of 200°C.



**3D HOT AIR** function is ideal for crispier cooking like cookies, roasting vegetables, meat or fish, which require perfect heat distribution in the oven cavity.



Grill it everyday, without worrying about the energy consumption. **ECO GRILL** function optimizes the electricity consumption, while grilling your food wholesomely!



The **CLASSIC BAKE** function is suitable for flat breads and waffles, allowing for gentle cooking of delicate recipes and for those that require slow cooking with minimal surface browning..



# Modes of cooking



**KEEP WARM** mode comes handy that helps to keep the food warm without having it overcooked during the reheating process .



**TRADITIONAL BAKE** function gives a moister baking result that is ideal for baking cakes and muffins. It is best to bake on only one shelf at a time to ensure the best result.



Setting of *kitchen clock or the cooking time*. The **TFT** function makes it easy to set the desired time just with scroll and tap mode.



**DEFROST** function can reduce the thawing time for your frozen food, that is ready to go into your hot wok for deep frying of searing.





# RECIPES IN STORE



— Presenting —  
**HAFELE**  
*flavours*



## EXOTIC INDIAN & INTERNATIONAL RECIPES CURATED FOR YOU

Enjoy the Auto cook menu with 50 in built recipes that you might have not thought to have cooked in an oven. You can refer to Hafele Flavours recipes, where you will find easy and quick ways to cook healthy and delicious meals and snacks for your family

For more healthy and creative recipes, check out the Hafele Flavours You tube Channel and make the fullest utility of your ovens for your daily cooking needs.

# INTERFACING WITH YOUR **OVEN** HAS **NEVER BEEN EASIER!**

Hafele presents you a statement appliance for your baking and reheating needs. IRIS 28 has a distinguishing design language that is in sync with that of IRIS 70 (built-in oven). The TFT display with the mix 6 million distinct color profile that makes the user experience crisp, easy and immersive.




# IRIS 28



# INTUITIVE

Immersive, easy-to-access and...  
to access and understand TFT fully  
responsive display control panel






# POWERFUL

IRIS 28 comes with the power of convection along with the microwave for a wholesome cooking experience.



# FLATBED

The smart flatbed Stainless steel cavity adds durability and eliminates the limitations of only using a specific dimension and shape of utensils



# DOOR HANDLE

Premium Aluminium Door handle design makes it a seamless integration of design with the IRIS 70 Built in Oven.



# INVERTER

IRIS 28 is equipped  
with the new age  
inverter microwave  
that ensures

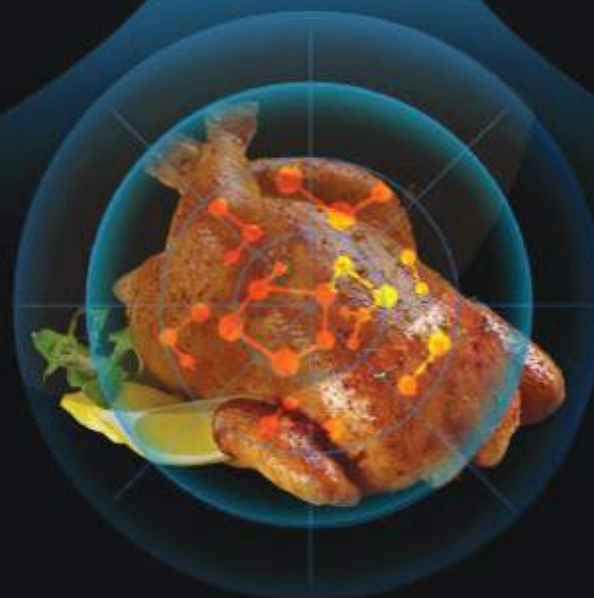
1. Even cooking

2. Even defrosting

3. Faster cooking

4. Saving power

5. Low noise during working





# FEATURES

## DEFROST



## INVERTER MICROWAVE



## REGENERATE / REHEAT





MICROWAVE COMBINATION AUTOCOOK MENU



CONVECTION BAKING





# DIAMOND SERIES

# FOR THE **PERFECTIONIST!**

The electronic programmer with animated display enables the user to navigate with symbols. The display shows the selected cooking function, as well as the recommended tray level for the best cooking results.

Cooking duration can be programmed for an immediate or delayed start. Cooking temperature can be set between 50°C and 250°C, at intervals as precise as 5°C.

Thanks to triple layers of glass on the oven door, the surface temperature never exceeds 70°C even during the regular cooking cycle, when the inner temperature of the oven can reach up to 250°C.





Diamond 77 MWO

# MORE OPTIONS OF COOKING



Get more out of your oven. Now reheat the food without even waiting for several minutes.

# FLATBED SURFACE



Unlike the traditional microwave, the Diamond 77 MWO comes with a flat bed surface that is easy to clean and has more flexibility to cook food at different rack levels.

## FASTER COOKING

When cooking with conventional oven, the heat is slowly distributed from the outside to inside of the food; while with microwave, it's the other way around: heating food by stimulating the water molecule inside the food to heat up and cook faster.

Adding microwave heat to the selected oven heat type can perfectly balance the benefits of these two heating methods and cooks food in the entire volume. And the results: reduces up to 30% of cooking time; keeps the meat succulent inside and crispy outside; retains the unique texture of fish; and pizza with crispier base.



# EXPRESS PREHEATING

Preheating is the essential step for the desired cooking results, especially for foods with delicate texture like puff and cake, or demanding dishes that require the optimum amount of heating time and temperature, say seafood and beef.

By utilizing the most efficient and powerful heating combo, this oven can achieve your wanted preheating degree with exceeding speed and accuracy. For example, it takes about 6 minutes to reach to 200°C temperature, which is 25% less the time needed by standard preheating, only to rid you of the meaningless waiting.

Reach  
**200°C**  
In Around 6 Minutes







# MULTILEVEL COOKING

Multi-level cooking has never yielded a 100% baking and browning result in every section. This is due to the improved distribution of heat.

Ideal placement of baked dishes will be as below:

Top : Vegetable / Meat

Bottom : Pizza / Meat Vegetable

Middle : Fish / Breads / Chips

Note:

- All the food prepped for a multilevel cooking to have a similar temperature and mode of cooking.

- Best results achieved when used with 3D convection baking mode (Top + Bottom + Convection).

- All the trays used should be deep baking trays so that there isn't any dripping of oil or juices from the food stacked on the top.



# HEAT WRAP

Heat-Wrap system of convection cooking helps to evenly balance the temperature throughout the oven cavity.

The new convection system with a convex surface around the convection fan covers a larger area that is away from the heating elements. This results in quick distribution of heat in every corner of the oven cavity.



## EFFICIENT HEATING (A+ RATING)

The advanced program logic defined for each cooking model and auto menu added with the seamless cavity design optimizes the energy to give you the desired heating evenly inside the cavity with an A+ Energy rating. This reduces the consumption by at least 20% from the A rated standard models

# PERFECT COOK SENSOR

The advanced food temperature probe constantly monitors both the dishes' external and central temperatures. The oven automatically manages the entire process and stops automatically when the pre-set temperature is reached in the center of the food, ensuring your food is never overcooked or underdone. The food probe senses the temperature at three different levels to give balanced results eliminating the risk of over cooking the top crust of the meat



\*Available only in Diamond 77BIO





# FLATBED SURFACE


The flat bottom cavity also helps to utilize the maximum space of the microwave. Cooking / reheating in the utensils of any shape and form is now easily possible.





# SEAMLESS CAVITY

With the advanced structural design, the welding marks on the oven cavity are perfectly concealed, or even omitted, so that you can have an even structure of the cavity that leaves no gaps for oil stains and food residues to hide. Now you can think about something more creative without worrying about the cleaning.



## COOL TOUCH DOOR

Combined with the dual cooling system, the cool door system comes with quadruple glazed doors to ensure that the door's surface temperature is kept lower than 50 °C.



## DUAL HEAT SHIELD

Double heat-insulation foam and the heat insulating board forms a reliable protection shield to maintain a low temperature around the internal circuit and aids in lowering the heat transmission to the cabinet



## DUAL AIRFLOW SYSTEM

Two separate air flow systems to keep all surfaces on and around the appliance relatively cool.

BUILT IN OVENS  
**BIGGER**  
IS DEFINITELY  
**BETTER**

When it comes to capacity, bigger is definitely better. Despite the standard dimensions, the 70L Hafele Appliances oven has one of the most spacious interiors in its class. It's convenient for large families, or anybody who wants to get the most out of a standard built-in oven.

Made of a single piece, the oven cavity is free of bolts, welding lines, intersection points, or any other dirt traps that can turn cleaning the interiors into a difficult chore. You can run your hand around each and every corner of the oven cavity without encountering a single snag.

The Flexible pull-out shelf system enables the adjustment of the shelf level according to your needs. The trays can be pulled out of the oven cavity without the risk of heavy meals falling and flexible pull-out shelf system can be attached on any level of the side rack.





---

## Intuitive display

The Hafele Appliances built in ovens come with convenient and easy to operate controls. With one touch you can choose the desired function and with the big display screen, you can see your selection of function and temperature and at what stage your food is being cooked.

---

## Multiple cooking modes

Precisely control heat and airflow, providing just the right cooking environment for everything from braised chicken and fish to flat breads to classic chocolate chip cookies

---

## Triple pane glass door

Large, triple-pane glass windows and bright halogen lights give you a clear view of your dish without having to open the door and disturb the cooking process. The triple layered glass gives you the most efficient heating insulation and the temperature inside the cavity is attained quickly and is maintained throughout the cooking cycle without any potential loss of heat during the cooking cycle.

---

## Integrated design

Hafele Appliances built in ovens can be installed with a matching microwave of your choice and taste that can seamlessly gel with your kitchen design and surrounding cabinetry.

---

## Your dependable kitchen companion

All Hafele Appliances built in ovens are designed thoughtfully and are made with superior-quality materials, that are designed to last long under heavy domestic use. Major components are tested that undergo an extreme stress test prior to going into the final design of the unit, and every major function of every completed product is tested before the product is presented to you.

---

## Rotisserie Function

This is a specially designed function to give you the best roasting and grilling result for a wholesome meal. This function ensures that the grilling is done from all the sides of the dish.

---

## Hafele Appliances SmartCook function

Hafele Appliances built in ovens come with a novelty of food probe function. This allows for precise and customized grilling of meat, fish or poultry and sponges. This easy to use unit can make baking and grilling much of an experience than a close monitoring exercise.



## CONVECTION BAKING



This function is ideal for crispier cooking like cookies, roasting vegetables, meat or fish, which require perfect heat distribution in the oven cavity.

This function activates top and bottom heating elements with the fan that distributes the air evenly inside the oven cavity and controls the moisture. This function is ideal for baked items that cook in less than one hour such as biscuits, cookies, thin crust breads etc.

## CLASSIC BAKE



Classic Bake is a traditional baking function suitable for flat breads and waffles. Heat is generated only from the bottom, allowing for gentle cooking of delicate recipes and for those that require slow cooking. There is no direct heating to the top of the food so it's perfect for items that require minimal surface browning.



## BAKE



The Bake function is for the traditional method of baking. Heating takes place from the top and bottom elements of the oven. This gives a moistier baking result that is ideal for baking cakes and muffins. It is best to bake on only one shelf at a time using this function to ensure the best result.

## REHEATING



Hate leftovers? Here is a function, that will help you to quickly reheat the food left over from the previous night and ready to be served piping hot.

## BASIC GRILLING



A function ideal for light grilling results for cottage cheese, mushrooms and delicate vegetables like broccoli, carrots, tomatoes, bell peppers, etc.

## DOUBLE GRILLING



This double grill function delivers intense heat from the inner region of the top element for when you need to quickly grill one or two portions. This is suitable for cooking crispy potatoes, chicken breast, chicken drumsticks, steak and fish.



## DEFROST



This function can reduce the thawing time for your frozen food, that is ready to go into your hot wok for deep frying or searing.

## ROTISSERIE GRILL



For moist and tender grilling ! Serve the perfect skewers with this special grill function with an added rotisserie to give the best grilling result for tenderly grilled chicken and vegetables.

## DOUBLE GRILLING WITH ROTISSERIE



This function is perfect for cooking crispy fish, chicken fillets, or meat outlets. The fan circulates the heat to maintain all-over cooking.





# COMBI MICROWAVE

Essentially, a Combi Microwave enables you to carry out all basic microwave tasks, together with grilling, baking and all other facilities that a regular kitchen oven provides you with.

Unlike a regular microwave, Hafele Appliances Combi Microwave can brown, crisp, roast and bake, when used on the oven mode. It will also have the added bonus of using less electricity than a regular oven, due to the volume of air being heated being smaller. The combination function of Oven with Microwave gives full proof cooking results from inside out in 50% cooking time.





# DIAMOND 34MWO



# MICROWAVE COOKING

## POWERFUL AND COMPACT

**IT IS TIME SAVING:** It is convenient as we can cook food in no time and maintain the nutrient and water content of the food.

**NO BURNING:** Microwave oven helps in heating food without burning, as there is a touch button to set the time.

**QUICK DEFROSTING:** It will help defrost any frozen items within no time compared to thawing outside in the room temperature.

**MINIMAL LOSS OF VITAMINS:** The vitamins are preserved in the food as it is not overcooked.

**USE OF LESS OIL DURING COOKING:** The consumption of oil is less in microwave cooking, thus allowing us to prepare a low- fat diet.

**QUICK BAKING OF SOME CAKES:** Microwave oven helps us to bake food without any mess.



# CONVECTION COOKING

## FOR A PERFECTLY BAKED PIE

**ABILITY TO COOK EVENLY:** A convection oven should enable the cooking of food on an even manner because of the air circulation. This has been made possible as the fan will circulate the air so there will be no portion of the oven to stay too hot or too cold which is common in conventional ovens.

**CAN BAKE MULTIPLE ITEMS TOGETHER:** Another good thing about this oven is that it can bake more than a single item altogether. This is because the temperature wouldn't drop when two or more items are put inside the oven. It simply considers everything inside to be a single item only. In fact, even if you stack trays in it, the radiant heat will not be blocked with this type of oven.

**ACHIEVE BROWNING:** Wherever the item is put inside the oven, it doesn't have any problem cooking it. So, even if you have a rack inside the oven, you still can cook everything inside it evenly.

**ACHIEVE CRISPINESS:** Ovens give you a crisp texture to the food you bake. Cookies, Pizza, fruit chips, tikkas etc. needs a convection baking to achieve the desired texture.

# CONVECTION GRILL COOKING

## FOR THE **GOOD TIMES** AND **GREAT FOOD!**

Grilling adds flavour through caramelising the natural sugars in the meat or vegetables giving way to that delicious 'barbecue' taste.

Grilled food leads to a less greasy product as excess fat is rendered, but maintains the juice.

Grilling adds a punch to your everyday vegetables. Grilling of low water content vegetables will start tasting a tad sweeter full of flavor.





# MICROWAVE GRILL COMBI



## **QUICK AND CRISP!**

Grilled vegetable are health since many of the nutrients are still present in grilled vegetables. However, due too high heat the nutritional value of the vegetables are reduced when cooked only on grill. Grilled good often needs to be smothered with oil or butter so that it doesn't get burnt out. In order to eliminate excess heat and food to be cooked from within yet gets the even browning, combine the goodness and power of microwave to your cooking that will expedite the cooking from inside out without exposing the food to heat for a prolonged time thus reducing the need the excess fat / butter.

Enjoy your nutrition bowl with a CRISP!



## PRESET RECIPES

# CURATED INDIAN AND INTERNATIONAL CUISINES

Diamond 34MWO Plus offers a host of options for you to explore and create some of the finest recipes across the globe. The auto menu setting has primary 10 settings and backing up with host of other recipes across India and the world.



# ALL INCLUSIVE!

The new combi microwave steam oven J34 MCST allows you to cook around 4 times faster than traditional cooking methods. Steam penetrates deeper into food, removing excess fat and salt while locking in more of the beneficial nutrients your body thrives on. Cooking with steam is also the gentlest method of cooking, preserving foods natural colours, flavour and textures. Therefore steaming not only makes more nutritious but also more delicious meals for you and your family.

Steaming allows you to prepare healthy meals with minimal use of oil. With obesity and related illnesses becoming more widespread, the steam microwave makes cooking low-fat meals fast and effortless for even the novice home cook. Use the pre-programmed menus to cook anything from vegetables, meats, poultry and seafood to rice, pasta and pastries with ease. With its versatility, efficiency and ability to help you create tasty, nutritious meals for your family, the steam microwave is a great investment for any home, particularly those with limited kitchen space.

The innovative steam oven with integrated microwave in combination with a conventional oven provides you with a whole new spectrum of culinary enjoyment – for an amazing range of dishes.



COMBI  
MICROWAVE  
STEAM  
OVEN  
**J34 MCST**



# BENEFITS OF STEAMED FOOD

## A RECIPE FOR **HEALTHY COOKING**

**LOWERS CHOLESTROL** Steaming removes the need for cooking oil or fat, which results in lighter and healthier meals.

**PRESERVES THE FIBER, COLOUR AND FLAVOUR OF VEGETABLES -**

By steam-cooking, the vegetables are kept as close to their natural raw state as possible, whilst still heating through thoroughly.

**RETAINS THE VITAMINS AND MINERALS -** Steaming ensures that vitamins such as vitamin B, riboflavin, thiamine, niacin, biotin, B12, pantothenic acid and vitamin C, as well as minerals such as calcium, phosphorous, potassium, and zinc are retained.

**POSSIBLE TO COOK A VARIETY OF FOODS -** from vegetables to high protein food.

**KEEPS YOUR KITCHEN CLEAN**

No oil, no smoke, no mess - cleaning up is easy when steaming.



# BENEFITS OF MICROWAVE COOKING

## POWERFUL AND COMPACT

**IT IS TIME SAVING** - it is convenient as we can cook food in no time and maintain the nutrient and water content of the food.

**NO BURNING** - Microwave oven helps in heating food without burning, as there is a touch button to set the time.

**QUICK DEFROSTING** - It will help defrost any frozen items within no time compared to thawing outside in the room temperature.

**MINIMAL LOSS OF VITAMINS** - The vitamins are preserved in the food as it is not overcooked.

**USE OF LESS OIL DURING COOKING** The consumption of oil is less in microwave cooking, thus allowing us to prepare a low-fat diet.

**QUICK BAKING OF SOME CAKES** Microwave oven helps us to bake food without any mess.





# BENEFITS OF CONVECTION COOKING



## FOR A **PERFECTLY BAKED** PIE

**ABILITY TO COOK EVENLY** - A convection oven should enable the cooking of food in an even manner because of the air circulation. This has been made possible as the fan circulates the air so there is no portion of the oven that is too hot or too cold which is common in conventional ovens.

**CAN BAKE MULTIPLE ITEMS TOGETHER** - Another good thing about this oven is that it can bake more than a single item together. This is because the temperature doesn't drop when two or more items are put inside the oven. It simply considers everything inside to be a single item only. In fact, even if you stack trays in it, the radiant heat will not be blocked with this type of oven.

**ACHIEVE BROWNING** - **BROWNING** wherever the item is put inside the oven, it is exposed to heating evenly from all the sides. the powerful convection system distributes the hot air so that the temperature inside is even throughout the cavity.. So, even if you have a rack inside the oven, you still can cook everything inside it evenly.

**ACHIEVE CRISPNESS** - Ovens give a crisp texture to the food you bake. Cookies, Pizza, fruit chips, tikkas etc. need a convection baking to achieve the desired texture.




## GRILL + FAN MODE

### FOR GOOD TIMES AND GREAT FOOD!

Grilling adds flavour through caramelising the natural sugars in the meat or vegetables giving way to that delicious 'barbecue' taste

Grilled food leads to a less greasy product as excess fat is rendered, but maintains the juice

Grilling adds a punch to your everyday vegetables. Grilling of low water content vegetables will start tasting a tad sweeter and full of flavor.



# MICROWAVE + STEAM COMBINATION



## THIS IS WHAT WE CALL “A **PERFECT COMBINATION**”

If you want more variety have a look at steam combined with microwave power !

Steaming in a microwave has many benefits for well-being and general fitness, as it preserves the water in the food, maintaining the nutritional properties, vitamins and mineral salts it contains.

Dishes will require fewer condiments such as oil, butter and sauces because steaming does not dry out the food but rather keeps it fleshy and succulent: you can therefore enjoy dishes packed with flavours and nutrition that contain fewer calories.

You also get these benefits from steaming in traditional ways, in a basket or electric steamer, but the microwave cooks the food much more quickly.

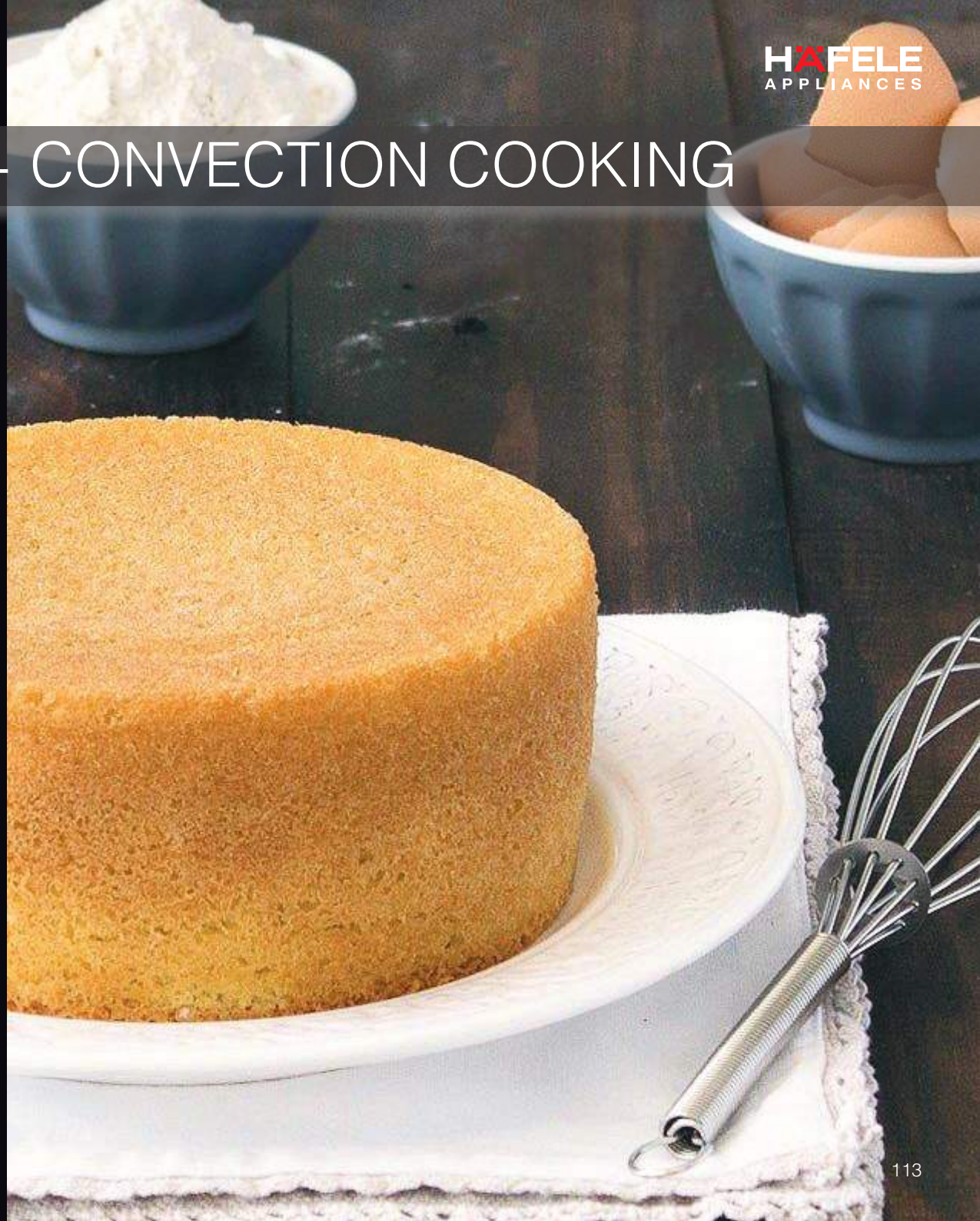


# STEAM + CONVECTION COOKING

## IN PERFECT HARMONY !


While steam is certainly a versatile form of heat, it may not be enough to accomplish everything you need to do in your kitchen.

Thankfully, a convection steam oven, which uses both steam and dry heat, provides the same health benefits as a steam oven but with a little extra heat. This gives a very soft baking results of cake without compromising on the even browning.





# GRILL + MICROWAVE COMBI COOKING



## QUICK & **CRISP!**

Grilled vegetable are healthy since many of the nutrients are still present within them . However, due too high heat the nutritional value of the vegetables are reduced when cooked only on grill. Grilled good often needs to be smothered with oil or butter so that it doesn't get burnt out. In order to eliminate excess heat and food to be cooked from within yet get the even browning, combine the goodness and power of microwave to your cooking that will expedite the cooking from inside out without exposing the food to heat for a prolonged time as well as reducing the need to use excess fat / butter.

Enjoy your nutrition bowl with a CRISP !



## GRILL + FAN + MICROWAVE + COMBI

**AN ALL ROUND  
PERFORMANCE!**

Lasagna is heavenly when cooked to perfection. It needs you to master the ingredients and method. With the microwave grill and convection mode, you can now home cook your favorite pasta and macaroni recipes. Microwave helps cook the pasta, low convection mode gives that tender heat to cook the lasagna from outside in and the grilling gives you that smoked flavor that elevates the dish to the next level.

Cook to create memories !



## DEFROST MODE

### NO TIME FOR THE PATCH OF ICE !

Reduce your thawing time. Thawing in room temperature takes very long and also thaws the food unevenly keeping the center of the food still frozen.

Reduce the hassle and time of thawing with J34MCST, that gives you three different levels of thawing. Choose the right model of thawing for :

Vegetables / Fruits

Fish

Chicken / Meat





**LEVEL UP  
ROUTINE  
TO AN  
EXPERIENCE!**

# FOR THE **MODERNIST!**


Traditional ovens can offer inconsistent temperatures within different sections of the oven. Hafele Appliances Built in Ovens with Smart temperature control technology provide uniform cooking temperatures throughout the oven thanks to hot air blown into each level of the oven through the multiple air vents located in the side walls and the fan at the back wall. This technology helps ensure professional cooking results every time.



# DIAMOND **NEO** SERIES

# INTEGRATES BEAUTIFULLY INTO ANY KITCHEN

Hafele Appliances built in combi microwaves are designed to complement other baking appliances from its range. With its built-in design and space-saving drop-down door, this microwave integrates easily into almost any kitchen.




















DIAMOND NEO 28

MODES

- |  |   |
|--|---|
|  Microwave  |  Timer               |
|  Grill      |  Start / +30sec      |
|  Defrost    |  Pause / Stop / Lock |
|  Deodorizer |   |

AUTO COOK MENU

- |  |  |
|--|--|
|  Pizza      |  Fish           |
|  Noodles    |  Chicken / Meat |
|  Vegetables |  |





# NANO COATED CAVITY

The diamond back wall of the cavity will ensure the most efficient distribution of microwave for quick heating. The nano-coated cavity is designed according to the bionics based on the "lotus leaf" that does not allow liquid to stick onto its surface.







## FLATBED SURFACE

The flat bottom cavity also helps to utilize the maximum of the microwave. Cooking or Reheating food in utensils of any shape and form, is now a reality!



# POWER SAVING TIME SAVING

From high heating to delicate melting or thawing, this appliance can handle all with precision. In Hafele Appliances convection microwave oven, the food cooks in a fraction of the time compared to a regular oven. Some regular ovens can take about twenty minutes to cook meat per pound. The same meat can be cooked in about half the time.

# MAXIMUM FLEXIBILITY

Hafele Appliances gives maximum flexibility where you can choose the power of microwave, the level of grilling, the temperature and the timing at the same time. Hafele Appliances combi microwaves come with a preset cooking menu that helps you to cook your food at a touch of your fingertip.







# CONVECTION MICROWAVE OVENS COOK A **WIDE VARIETY OF FOODS**

When using an old-fashioned microwave you are limited to cooking certain things. Trying to make anything more complex is almost impossible. Hafele Appliances combi microwave oven allows you to cook full meals including dessert. Vegetables cook faster so they stay crisp. You can get a crust on your entrée without frying. Desserts like cookies bake quickly and evenly.



# QUICK REHEATING

With 900W -1000W microwave power, you are able to reheat or cook your soup, lentil and rice in a few minutes. Microwaving can be a very useful and quick medium to cook high carb food with less oil so that you maintain your dietary intake of the macro nutrients under check.

Get on to a healthy way of cooking with less fat in your food with Hafele microwaves





# AUTO PROGRAMS

The Auto programs available in the selected microwaves allow you to have a sneak peak to the international and Indian cuisines curated for your culinary interest.



# FOR A WELL GRILLED PORTION

Grilling is a great way to cook healthy meals. Grilling can also help lower your calorie intake. While grilling does not remove all the fat from meats, it causes the excess fat to melt and drip off the racks. Other cooking methods allow the meat to cook in its own fat, which can be reabsorbed. Grilling also helps food keep more of their vitamins and minerals and seals in moisture leaving you with a juicy meal without the added fats.





# REDUCE YOUR THAWING TIME

Thawing in room temperature takes very long and also thaws the food unevenly keeping the center of the food still frozen.

Reduce the hassle and time of thawing with J34MCST, that gives you three different levels of thawing. Choose the right mode of thawing for : Vegetables / Fruits, Fish, Chicken / Meat.



# EASY AND QUICK TO CLEAN

One thing most people hate about cooking in a large oven is the cleaning you have to do afterwards. Since the size is smaller there is a lot less to clean. With big ovens, there are pans, racks, drips, and spills that take a lot of hard work to clean. The smaller convection microwave has less parts and space to clean up.



# EVERY COOK'S BEST FRIEND!

A proof of our constant innovation, Diamond Neo 70 is a specially curated baking appliance focused on efficient heat distribution and versatility. It is a multi-function oven armed with double low emissivity glass and high temperature resistant enameling for better and faster cooking, roasting, grilling and baking with a variety of food items.





# DIAMOND NEO 70

## INTUITIVE DISPLAY

The oven comes with convenient and easy to operate controls. With one touch you can choose the desired function and with the big display screen, you can see your selection of function and temperature

## LOW E GLASS PANES FOR HIGH HEAT EFFICIENCY

The Low-E (low emissivity) coatings keep the temperature inside the oven consistent by reflecting the interior temperatures back inside the cavity. This is the new age technology for enhancing the heat efficiency in the large cooking appliances using heating elements.

## INTEGRATED DESIGN

The oven can be installed with matching diamond microwave that can seamlessly gel with your kitchen design and surrounding cabinetry.

## ROTISSERIE FUNCTION

This is a specially designed function to give you the best roasting and grilling result for a wholesome meal. This function ensures that the grilling is done from all the sides of the dish.

## SMART COOK FUNCTION

The one touch functions on the display panel gives you the ease and flexibility to choose a suitable program for your style of cooking. The electronic control gives you the most precise temperature setting for a wholesome meal.





# FOR THE **MINIMALIST!**

The New Built-in Ovens from the Hafele Appliances J-Series Range combine power, sophistication and technology to offer the best of everything in a single power-packed model.

They come with multiple independent cooking functions to choose from and ensure complete functionality by allowing you to save your cooking settings for repeated cycles. Made of high grade stainless steel, the ovens are highly durable, adding a classy, futuristic look to your kitchens with their minimalist design and construction!

The ovens are capable of performing simultaneously at multiple levels of roasting and baking while ensuring precision cooking with the meat probe and Rotisserie functions. They come equipped with a triple glazed glass door and a large viewing window to keep an eye on the delicious treats set for preparation inside.







# ADD A **CLASSY LOOK** TO YOUR KITCHENS

*Hafele Appliances range of built-in electric and combi microwave ovens offer you a host of CONTEMPORARY COOKING OPTIONS; making your cooking experience recreational and fun!*

Grilling, baking, steaming or heating are only a few among the host of the cooking functions available in our range of built-in ovens under the Hafele Appliances series. Microwave cooking with Hafele Appliances range of ovens is now not only quick and healthy but with its new, improved technology cooking is now also more precise as it is electronically regulated. What's more is that with our model of combi-ovens you can now enjoy the utility of grilling and convection cooking from the same appliance!

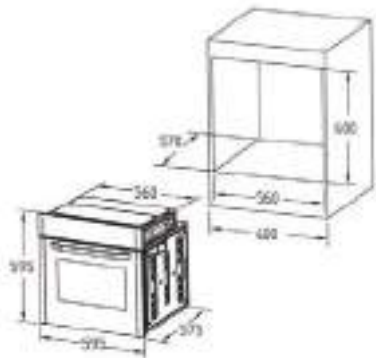
The range of electric ovens come in combinations or independent cooking functions to choose from; what's more is that this smart range now allows you to save your cooking settings for repeated cycles. Made of high grade stainless steel, these ovens are highly durable and look elegant, adding a classy, futuristic look to your kitchens!



## IRIS 70

60 cm Built-In Oven

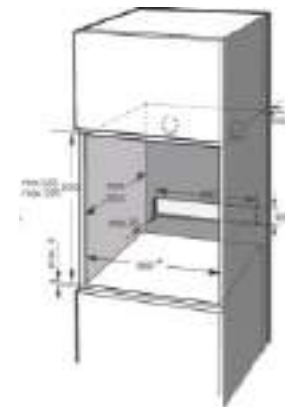
Energy efficient class	A
Capacity	70L
Ultra cool door	Triple glass insulation
Enamel	High temperature resistant enameling
<b>Comfort</b>	High resolution TFT display One-touch selection Molded flexible 5 flexible shelves Inner cavity light Flat extractable internal door Full glass exterior Aqua clean cavity
<b>Cooking assistance</b>	Default temperature Adjustable temp. up to 250°C Food probe
<b>Cooking Modes</b>	3 level grill variation 8 Manual Modes + 50 Auto Mode Convection Stereo Barbecue Enhanced Baking Classic Bake Rotisserie Barbecue Traditional Bake Radiant Grill Convection Grill
<b>Accessories</b>	Shallow baking tray 1 Deep baking tray 1 Food Probe Unit 1 Grill grate 1
Article No.	539.00.051
Product Dimensions: (WXHxD)	595 mm X 595 mm X 568 mm



## Diamond 77 BIO

60 cm Built-In Oven

Energy efficient class	A
Capacity	77L
Ultra cool door	Quadruple Glass Insulation
Enamel	High temperature resistant enameling
<b>Comfort</b>	8 segment LED Display One-touch selection Molded flexible 5 flexible shelves Dual Inner Cavity Light Flat extractable internal glass Full glass exterior Aqua clean cavity
<b>Cooking assistance</b>	Default temperature Adjustable temp. up to 250°C Food probe
<b>Cooking Modes</b>	10 cooking modes Convection Bake Traditional Bake Classic Bake Eco Grill Double Grill Grill with 3D Convection Convection Heating Defrosting Yogurt Program Eco Convection Mode
<b>Accessories</b>	Shallow baking tray 1 Deep baking tray 1 Food Probe Unit - Grill grate 1
Article No.	538.01.421
Product Dimensions: (WXHxD)	595 mm X 595 mm X 568 mm

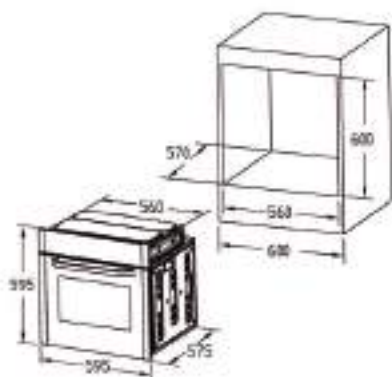




## J70 BIO PLUS

60 cm Built-In Oven

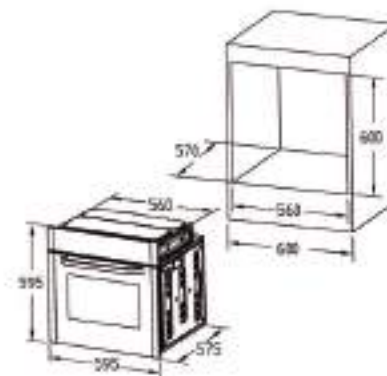
Energy efficient class	A
Capacity	70L
Ultra cool door	Triple glass insulation
Enamel	High temperature resistant enameling
<b>Comfort</b>	LED Display
	One-touch selection
	Molded flexible 5 flexible shelves
	Inner cavity light
	Flat extractable internal glass
	Full glass exterior with dual tone
	Aqua clean cavity
<b>Cooking assistance</b>	Default temperature
	Adjustable temp. up to 250°C
	Food probe
	3 level grill variation
<b>Cooking Modes</b>	10 cooking modes
	Convection Bake
	Traditional Bake
	Roasting
	Radiant Grill (with Rotisserie)
	Double Grill (with Rotisserie)
	Grill with Convection (with Rotisserie)
	Convection Heating
	Defrosting
	Radiant Grill
	Double Grill
<b>Accessories</b>	
Shallow baking tray	1
Deep baking tray	1
Food Probe Unit	-
Grill grate	1
Article No.	538.01.321
Product Dimensions: (WXHxD)	595 mm X 595 mm X 568 mm



## Diamond Neo 70

60 cm Built-In Oven

Energy efficient class	A
Capacity	70L
Ultra cool door	Double Low E Glass*
Enamel	High temperature resistant enameling
<b>Comfort</b>	8 segment LED Display
	One-touch selection
	Molded flexible 5 flexible shelves
	Inner cavity light
	Flat extractable internal glass
	Full glass exterior
	Aqua clean cavity
<b>Cooking assistance</b>	Default temperature
	Adjustable temp. up to 250°C
	Food probe
	3 level grill variation
<b>Cooking Modes</b>	10 cooking modes
	Convection Bake
	Traditional Bake
	Roasting
	Radiant Grill (with Rotisserie)
	Double Grill (with Rotisserie)
	Grill with Convection (with Rotisserie)
	Convection Heating
	Defrosting
	Radiant Grill
	Double Grill
<b>Accessories</b>	
Shallow baking tray	1
Deep baking tray	1
Food Probe Unit	-
Grill grate	1
Article No.	538.01.441
Product Dimensions: (WXHxD)	595 mm X 595 mm X 568 mm



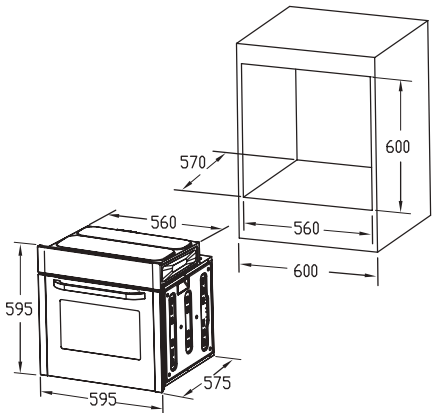
\*Note: The Low-E coatings keep the temperature inside the oven consistent by reflecting the interior temperatures back inside the cavity.



## RIBB 70

60 cm Built-In Oven

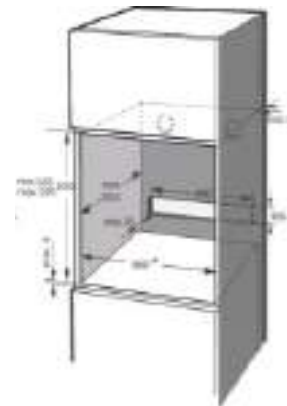
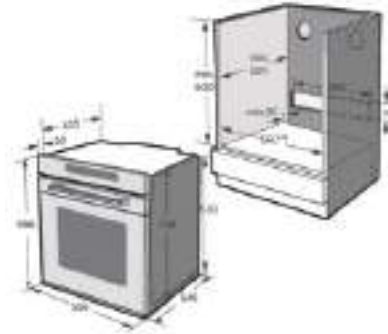
Energy efficient class	A
Capacity	70L
Ultra cool door	Triple glass insulation
Enamel	High-quality enamel
<b>Comfort</b>	Electronic Display with 2 Jog Dial
	Jog Dial Selection
	Fully extendable telescopic shelves
	Inner cavity light
	Flat extractable inner glass
	Anti finger- print exterior panels
	Aqua clean cavity
<b>Cooking assistance</b>	Default temperature
	Adjustable temp. up to 250°C
	Food probe
	3 level grill variation
<b>Cooking Modes</b>	10 cooking modes
	Convection Bake
	Traditional Bake
	Roasting
	Radiant Grill (with Rotisserie)
	Double Grill (with Rotisserie)
	Grill with Convection (with Rotisserie)
	Convection Heating
	Defrosting
	Radiant Grill
	Double Grill
	Double Grill with Fan
	Lamp
<b>Accessories</b>	
Shallow baking tray	1
Deep baking tray	1
Food Probe Unit	1
Grill grate	1
Article No.	538.01.361
Product Dimensions: (WXHxD)	595 mm X 595 mm X 568 mm



## DIAMOND 77 MWO

60cm Built-In Oven

Energy efficient class	A
Volume oven cavity	77L
Function	Combi microwave full function
Inner Cavity	Stainless Steel
<b>Comfort</b>	White display
	Slider Touch Control
	Flat Bed Cavity
	Dual Inner cavity light
	Flat internal door
	Full glass exterior
	Aqua clean cavity
	Drop Down Door
<b>Cooking Assistance</b>	4 combination mode with Microwave
	Traditional Bake
	Convection Bake
	Convection
	Classic Bake
	3D Hot Air
	Eco Grill
	Double Grill
	Convection Grill
	Yogurt / Dough Proving
	Defrost
	Hafele Flavours Menu
<b>Technical Details</b>	
Max Power Output (Microwave)	800W
Max Power Input (Grill)	2100W
Max Power Input (Convection)	2000W
Max Steam Power	
Turntable	-
Grill Rack	1
Article No.	538.01.411
Product Dimensions: (WXHxD)	595 mm X 595 mm X 568 mm







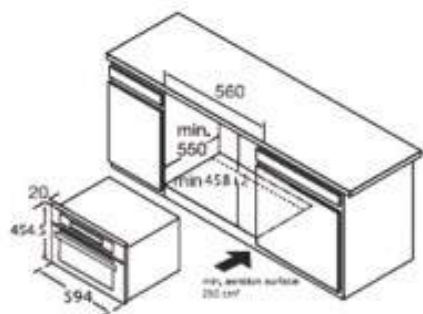
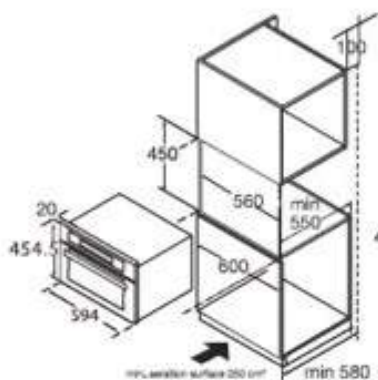
## DIAMOND 50 MWO

45cm Built-In Oven

Energy efficient class	A
Volume oven cavity	50L
Function	Combi microwave full function
Inner Cavity	Stainless Steel
<b>Comfort</b>	White display
	Slider Touch Control
	Flat Bed Cavity
	Dual Inner cavity light
	Flat internal door
	Full glass exterior
	Aqua clean cavity
	Drop Down Door
<b>Cooking Assistance</b>	4 combination mode with Microwave
	Traditional Bake
	Convection Bake
	Convection
	Classic Bake
	3D Hot Air
	Eco Grill
	Double Grill
	Convection Grill
	Defrost
	Keep Warm
	Plate Warm
	Hafele Flavours Menu

### Technical Details

Max Power Output (Microwave)	900W
Max Power Input (Grill)	2200W
Max Power Input (Convection)	1700W
Max Steam Power	
Turntable	-
Grill Rack	1
Article No.	538.01.431
Product Dimensions: (WXHxD)	594mm X 454.5mm X 550mm



## DIAMOND 34 MWO

38cm Built-In Oven

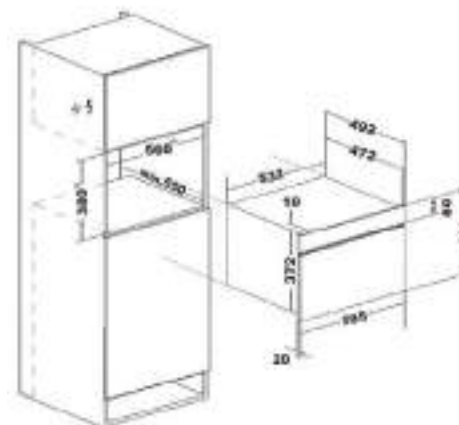
Energy efficient class	A
Volume oven cavity	34L
Function	Microwave with Grill & Convection
Inner Cavity	StainlessSteel
<b>Comfort</b>	Electronic LED Display
	SliderTouch Control
	Drop DownDoor
	Inner cavity light
	Turntablewith Glass Plate
	Full glass exterior
	Aqua clean cavity
<b>Cooking Assistance</b>	Microwave Mode
	Defrost (by weight / by time)
	Convection Mode
	Grill Mode
	Combination Mode
	10 Primary Quick CookingMenu
	5 Microwave power levels

### Technical Details

Max Power Output (Microwave)	900W
Max Power Input (Grill)	1100W
Max Power Input (Convection)	2300W

### Accessories

Turntable	1
Grill Rack	1
Article No.	538.01.279
Product Dimensions: (WXHxD)	595mm X 388mm X 467.5mm





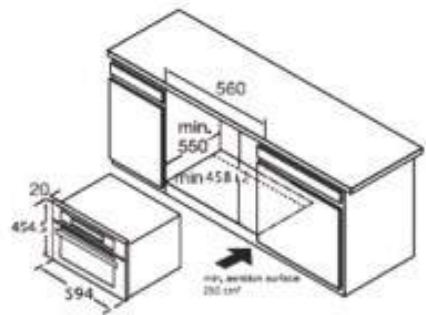
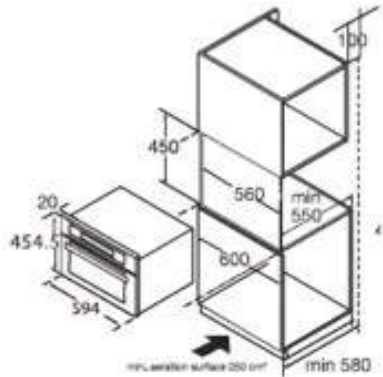
### J34MCST

45cm Built-In Combi Microwave Steam Oven

Energy efficient class	A
Volume oven cavity	34L
Function	Steam Combi Microwave
Inner Cavity	Stainless Steel
<b>Comfort</b>	LED Display
	Full Touch Control
	Flat Bed Cavity
	Inner cavity light
	Flat internal door
	Touch Open 1.2L Water Tank
	Aqua clean cavity
	Drop Down Door
<b>Cooking Assistance</b>	6 combination mode with Microwave
	Microwave
	Grill
	Convection
	Convection Grill Combi
	Grill Microwave Combi
	Convection Microwave Combi
	Convection Grill Microwave
	5 Microwave power levels
	Auto Cook Menu
	Defrost
	Steam Convection Combi
	Full Steam
	Steam Microwave Combi

#### Technical Details

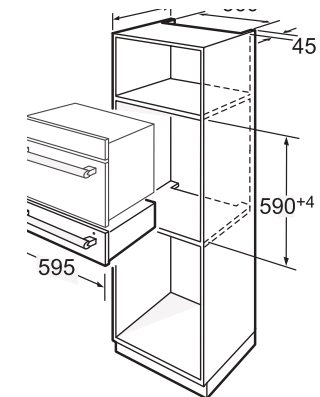
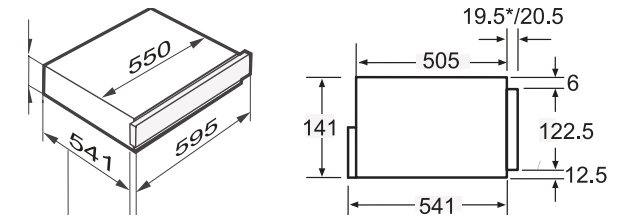
Max Power Output (Microwave)	900W
Max Power Input (Grill)	1200W
Max Power Input (Convection)	1750W
Max Steam Power	1500W
Turntable	-
Grill Rack	1
Article No.	538.01.251
Product Dimensions: (WXHxD)	594mm X 454.5mm X 550mm



### OLIVIA - G

15 cm Warming Drawer

Finish	Glass
Operation	Touch
Special program	Cup, plates, food warming
Power	810W
Indicator	LED
Capacity	25 kg
Cooking temperature range	50° C - 85° C
Article No.	538.51.830
Product Dimensions (WXHxD)	595mmX141mmX541mm
Installation Diagrams	



Compact appliances H:454mm



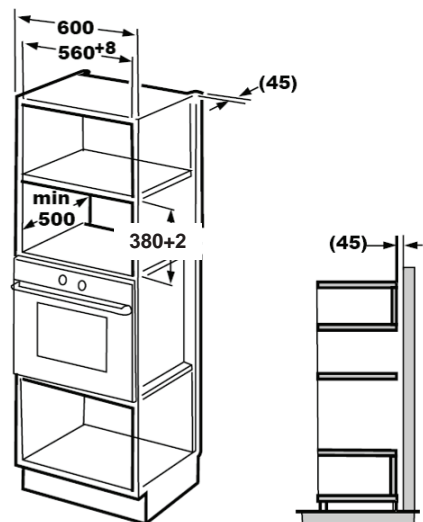
## J34MWO PLUS

39 cm Microwave Oven with Grill and Convection

Energy efficient class	A
Volume oven cavity	34L
Function	Microwave with grill and convection
Inner Cavity	Stainless Steel
<b>Comfort</b>	J Series Smart Display
	One touch selection
	Turntable Ø 314mm
	Inner cavity light
	Touch Open Door
	Full glass exterior
	Aqua clean cavity
	Touch Open Door
<b>Cooking Assistance</b>	4 combination mode with Microwave
	Defrost (by weight / by time)
	Convection mode
	Convection mode (with preheating)
	Multi-stage cooking
	Quick cook
	Grill combi with convection
	10 Auto Cook Menu
	5 Microwave power levels

### Technical Details

Max Power Output (Microwave)	1000W
Max Power Input (Grill)	1100W
Max Power Input (Convection)	1250W
Max Steam Power	-
Turntable	1
Grill Rack	1
Article No.	538.31.380
Product Dimensions: (WXHxD)	595mm X 388mm X 467.5mm



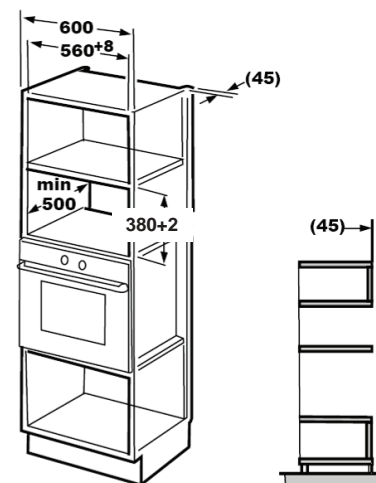
## Diamond Neo 28

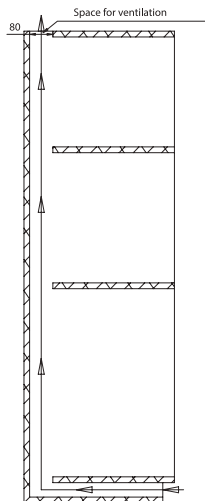
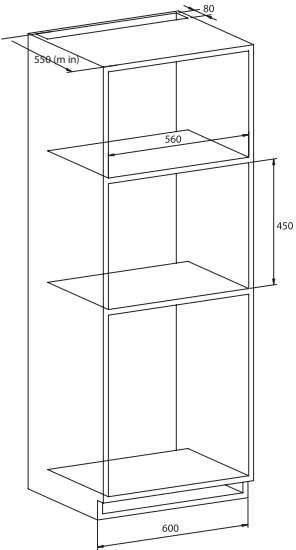
39 cm Microwave Oven with Grill

Energy efficient class	A
Volume oven cavity	28L
Function	Microwave with grill
Inner Cavity	Nano coated ceramic cavity
<b>Comfort</b>	Smart diamond display
	One touch selection
	Flat Bed Cavity
	Inner cavity light
	Flat internal door
	Full glass exterior
	Aqua clean cavity
	Drop Down Door
<b>Cooking Assistance</b>	2 combination mode with Microwave
	Defrost (by weight / by time)
	Quick cook
	Grill Combi with Microwave
	8 Auto Cook Menu
	5 Microwave power levels

### Technical Details

Max Power Output (Microwave)	900W
Max Power Input (Grill)	1000W
Max Power Input (Convection)	-
Max Steam Power	-
Turntable	-
Grill Rack	1
Article No.	538.31.390
Product Dimensions: (WXHxD)	595mm X 388mm X 467.5mm






## IRIS 28

39 cm Microwave Oven with Grill and Convection

Energy efficient class	A
Volume oven cavity	28L
Function	Microwave with grill and convection
Inner Cavity	Stainless Steel
<b>Comfort</b>	Iris Control Slider
	One Touch Selection
	Inner cavity light
	Flat Bed Cavity
	TFT Display
	Adaptive Touch Control
	Full Black Glass Exterior
	Black Aluminium Handle
<b>Cooking Assistance</b>	2 combination mode with Microwave
	Defrost (by weight / by time)
	Reheat
	3D convection cooking
	Inverter Microwave
	Grill mode
	Convection mode (with preheating)
	Convection Microwave Combi
	Grill Combi with Microwave
	9 Auto Cook Menu

### Technical Details

Max Power Output (Microwave)	1000W
<b>Max Power Input (Grill)</b>	1050W
Max Power Input (Convection)	2200W
Max Steam Power	-
Turntable	-
Grill Rack	1
Bake Tray	1
Article No.	539.30.170
Product Dimensions: (WXHxD)	595 mm X 460 mm X 450 mm



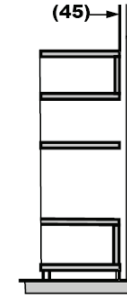
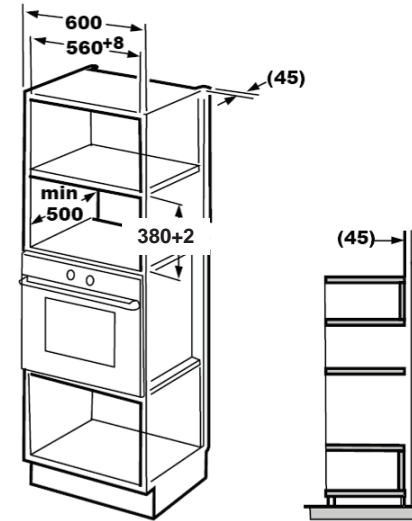
## MARIA 28

38 cm Built-In Microwave with Grill

Energy efficient class	A
Volume oven cavity	28L
Function	Microwave with grill
Inner Cavity	High-quality enamel
Comfort	Electronic LED Display
	Electronic button selection
	Molded flexible 5 flexible shelves
	Inner cavity light
	Flat internal door
	Full glass exterior
	Aqua clean cavity
Cooking Assistance	2 combination mode with Microwave
	Defrost (by weight / by time)
	Quick cook
	Grill Combi with Microwave
	8 Auto Cook Menu
	5 Microwave power levels

### Technical Details

Max Power Output (Microwave)	900W
Max Power Input (Grill)	1000W
Max Power Input (Convection)	-
<b>Accessories</b>	
Turntable	1
Grill Rack	1
Article No.	538.31.360
Product Dimensions: (WXHxD)	595mm X 388mm X 467.5mm





HAFELE

Control panel with illuminated touch buttons and a digital display. The display shows the number 250. The buttons include a power button, a clock icon, a timer icon, a temperature icon, a defrost icon, a grill icon, a broil icon, a bake icon, a cook icon, and a home icon.





# COOKING APPLIANCES

Hafele introduces you to a unique design in built-in hobs that is extremely suitable for Indian and South Asian cooking patterns. The insulated black glass body and elegant metallic knobs - make way for a strikingly smart hob that fits seamlessly into your kitchen worktop. Hafele now presents to you the efficiency of the traditional wood-fire cooking along with the convenience of modern technology through its range.



# VORTEX SERIES HOBS



# UNLOCK THE INDIAN COOKING CODE

Indian cooking is like a painting – there are as many flavours on an Indian platter as there are colours on a canvas. Each cuisine fuses together with unique recipes, traditional spices and the individual touch of the cooking artist. This makes every Indian dish different from the other and the cooking treatment demands the same diversity.

It is this unique combination of diversity and complexity of Indian Cooking that forms the Inspiration for Hafele's Vortex Series Hobs. Through this range, we have decoded the science of Indian cooking and introduced the most ideal cooking equipment that can support, enhance and inspire the culinary art of India!

The quintessential Indian currys and tadkas are done best on the wok (known as kadai) and are most enjoyed with the flat Indian Chapatis which are done on a flat Indian pan (called tawa). Very often the conventional hob flames either support the rounded bottom of a kadai (wok) or else spread out flat under a pan – there are no burners in the market today that can adapt to the type of cooking vessel that is placed on them.

In order to handle such varied patterns of Indian cooking, our Vortex Series Hobs are engineered with special burners whose flames adapt to a wok by centring maximum heat at the rounded portion of the wok to allow for seamless blending of the spices and seasoning in the oil. Alternately the same flame adjusts effortlessly under a flat pan used for making chapatis, offering ideal heat distribution to the base of the pan. It is this unique feature that makes the Vortex Series Hobs a fitting range for Indian Cooking.

*... So let's dive into the many facets of this cooking miracle that will change the face of Indian cooking!*

# VERTEX FLAME

The direct injection of fuel and air results in a high power burner with a well-balanced flame for efficient cooking. This is possible with a vertex flame design by creating **440** identical flame holes punched in a 30° angle to deflect the flame to rise vertically, aiding in even distribution of the heat across the entire surface of the cooking vessel. This not only delivers perfectly executed recipes, but also offers the most optimum cooking experience.

The Vortex Series Hobs are very high in efficiency. They consume 12% less fuel compared to any regular brass burner of equivalent power output, due to their vertical flame that completely eliminates the heat loss from the sides of the burners when pots are placed.

For the big vortex burners, the gas consumption per hour is 306gms as compared to standard brass burners that consume 347gms per hour. This is a great saver of energy and cooking fuel.





# THE FLAME MODULATION

The Vortex Series Hobs wok burner is designed to take care of high heating to low searing cooking. You can independently regulate the inner and outer flame to achieve more precision of temperature during cooking!






# FLAME DRAPE EFFECT!

Vortex Series Hobs are designed to give you the most balanced flame. The web of this distinct flame creates a drape effect, where the flame rises vertically and drapes itself around any type of cooking vessel; quite akin to a piece of cloth that seamlessly covers objects of varying shapes. This significantly reduces unnecessary heat transfer outside the cooking zone whether a flat pan or a round pot is placed. The flame-drape effect results in overall heating efficiency and enhanced performance of the burner.

The burners are also designed to control any turbulence in the flame that generally results in high levels of heat loss and reduces the efficiency of the burners due to high consumption of the fuel.

During the ignition cycle, the burners infuse maximum air (oxygen) and pre-mix the fuel to give out a pure blue flame.



## TOP QUALITY BRASS BURNERS:

With the Vortex Series Hobs , we bring to you the highest quality of brass with high durability and superior heat retention that **can withstand up to 800° C of heat.**





#### AIR CHANNELS FOR EFFICIENT MIXING OF OXYGEN AND GAS:

The Vortex Series Hobs are designed to control the turbulence in the flame that causes heat loss and reduces the efficiency of the burners resulting in high consumption of the fuel. During the ignition cycle, the burners infuse maximum air (oxygen) and pre-mix the fuel to give out a pure blue flame.




#### EASY BURNER ASSEMBLY:

The Vortex Series Hobs come with integrated Locking Slots that facilitate easy assembly and removal of burners during cleaning cycles.



#### SAFE AND SECURED OPERATIONS:

All Vortex Series Hobs come with a Flame Failure Safety Device (FFSD) that gets activated the moment the flame accidentally goes off. It automatically cuts off the gas supply to the burners, thus, preventing any instance of fire accidents due to gas leakage. The result – your kitchen and home is safe from any kind of gas leakage accidents.



# PREMIUM METAL KNOBS

Gun-metal finish, defined and grooved edges gives the knob a distinct signature aesthetics.

The knobs are designed for a better grip and easy maintenance and cleaning..

## PAN SUPPORTS WITH **HEAT PROTECTOR**

Due to the high power burner the heat dissipation during long hours of cooking causes the surrounding exposed surfaces like knobs and glasses to heat up. To avoid this kind of unwanted heating of exposed surfaces around the burners, Häfele has exclusively designed the pan support with heat barriers.

## EASE OF **CLEANING** & **MAINTENANCE**

Cleaning of the burners is a breeze.

The burner is easy to assemble and clean. In case of spillage and pore blocking, you just need to soak the burner!



# BEVELED GLASS EDGES

The beveled edges makes your installation flushed and more minimalistic.

The matt beveling gives the hob a defined look and enhances the overall aesthetics of the hob.



HÄFELE



# VORTEX SERIES HOBS



# VORTEX 000



# VORTEX 590



# VORTEX 490





# VORTEX 480



# VORTEX 378



# VORTEX 460









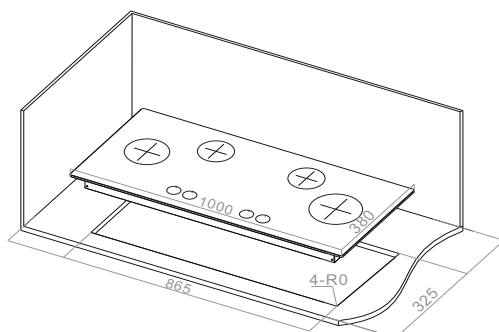
### VORTEX 000

100cm Built-In 4 Vertex Brass Burners Gas Hob

Finish	8mm Toughened Matt Beveled
Design	4 burner
Safety	Flame failure safety device
Ignition	Electric Auto
Pan Support	Flat Steel Design
Knobs	Gunmetal finish metal knob
Burners Material	Full Brass burners
Burner Design	Vertex Flame Design

#### Cooking Zones

Wok Burner	1 X 4.3kW
Medium Burner	1 X 3kW
Small Burner	2 X 2kW
Article No.	538.66.319
Product Dimensions: (WDXH)	1000mm X 380mm X 115mm
Cut Out Dimension	865mm x 325mm



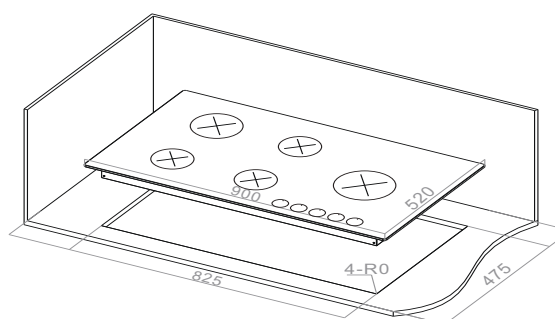
### VORTEX 590

90cm Built-In 5 Vertex Brass Burners Gas Hob

Finish	8mm Toughened Matt Beveled
Design	5 burner
Safety	Flame failure safety device
Ignition	Electric Auto
Pan Support	Flat Steel Design
Knobs	Gunmetal finish metal knob
Burners Material	Full Brass burners
Burner Design	Vertex Flame Design

#### Cooking Zones

Wok Burner	1 X 4.3kW
Medium Burner	1 X 3kW
Small Burner	3 X 2kW
Article No.	538.66.328
Product Dimensions: (WDXH)	900mm X 520mm X 115mm
Cut Out Dimension	825mm x 475mm



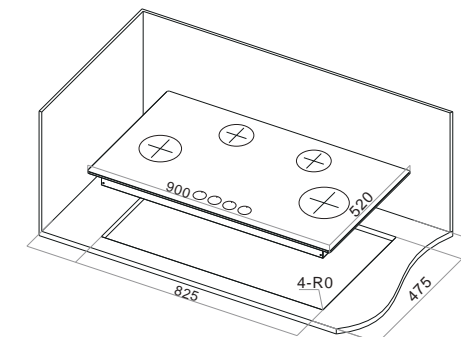
### VORTEX 490

90cm Built-In 4 Vertex Brass Burners Gas Hob

Finish	8mm Toughened Matt Beveled
Design	4 burner
Safety	Flame failure safety device
Ignition	Electric Auto
Pan Support	Flat Steel Design
Knobs	Gunmetal finish metal knob
Burners Material	Full Brass burners
Burner Design	Vertex Flame Design

#### Cooking Zones

Wok Burner	1 X 4.3kW
Medium Burner	1 X 3kW
Small Burner	2 X 2kW
Article No.	538.66.308
Product Dimensions: (WDXH)	900mm X 520mm X 115mm
Cut Out Dimension	825mm x 475mm





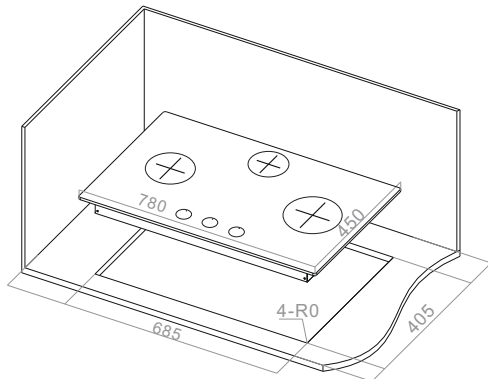
### VORTEX 378

78cm Built-In 3 Vertex Brass Burners Gas Hob

Finish	8mm Toughened Matt Beveled
Design	3 burner
Safety	Flame failure safety device
Ignition	Electric Auto
Pan Support	Flat Steel Design
Knobs	Gunmetal finish metal knob
Burners Material	Full Brass burners
Burner Design	Vertex Flame Design

#### Cooking Zones

Wok Burner	2- X 4.3kW
Medium Burner	-
Small Burner	1 X 2kW
Article No.	538.66.287
Product Dimensions: (WXDXH)	780mm X 450mm X 115mm
Cut Out Dimension	685mm x 405mm



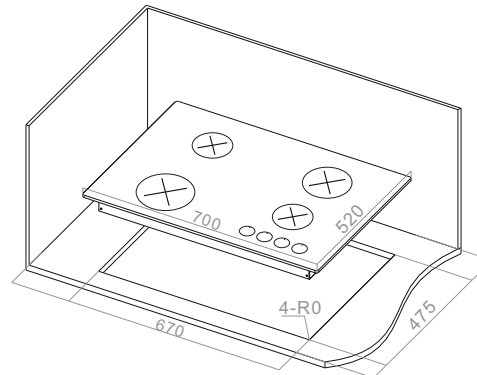
### VORTEX 480

70cm Built-In 4 Vertex Brass Burners Gas Hob

Finish	8mm Toughened Matt Beveled
Design	4 burner
Safety	Flame failure safety device
Ignition	Electric Auto
Pan Support	Flat Steel Design
Knobs	Gunmetal finish metal knob
Burners Material	Full Brass burners
Burner Design	Vertex Flame Design

#### Cooking Zones

Wok Burner	1 X 4.3kW
Medium Burner	1 X 3kW
Small Burner	2 X 2kW
Article No.	538.66.296
Product Dimensions: (WXDXH)	700mm X 520mm X 115mm
Cut Out Dimension	670mm x 475mm



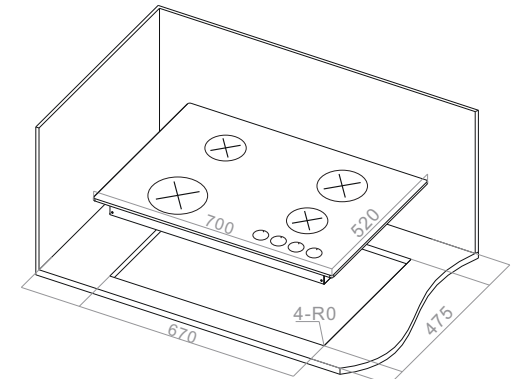
### VORTEX 470

70cm Built-In 4 Vertex Brass Burners Gas Hob

Finish	8mm Toughened Matt Beveled
Design	4 burner
Safety	Flame failure safety device
Ignition	Electric Auto
Pan Support	Flat Steel Design
Knobs	Gunmetal finish metal knob
Burners Material	Full Brass burners
Burner Design	Vertex Flame Design

#### Cooking Zones

Wok Burner	1 X 4.3kW
Medium Burner	1 X 3kW
Small Burner	2 X 2kW
Article No.	538.66.275
Product Dimensions: (WXDXH)	700mm X 520mm X 115mm
Cut Out Dimension	670mm x 475mm





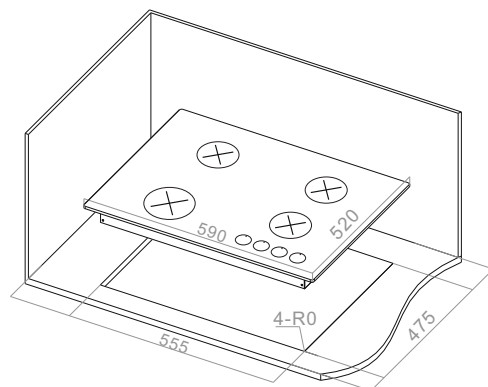
## VORTEX 460

60cm Built-In 4 Vertex Brass Burners Gas Hob

Finish	8mm Toughened Matt Beveled
Design	4 burner
Safety	Flame failure safety device
Ignition	Electric Auto
Pan Support	Flat Steel Design
Knobs	Gunmetal finish metal knob
Burners Material	Full Brass burners
Burner Design	Vertex Flame Design

### Cooking Zones

Wok Burner	-
Medium Burner	1 X 3kW
Small Burner	3 X 2kW
Article No.	538.66.261
Product Dimensions: (WXDXH)	590mm X 520mm X 115mm
Cut Out Dimension	555mm x 475mm







# ZETA SERIES HOBS

with next gen design and functionality

# PRECISE CONTROL OF FLAME

The Zeta Series of Hobs from Hafele come with an efficient valve that controls the burner flame seamlessly. As a result, you can precisely control the temperatures needed at the time of cooking.

The high quality valve used in the Zeta hobs is designed to handle the different output of heat from different configuration of burners



# EMBRACE POWER, SOPHISTICATION & VERSATILITY

Hafele introduces its 6th generation of Zeta hobs that come with more power and better functionality! The brass crowned burner design and the ignition pin that comes with a brass jacket, enhance the overall safety of these hobs.

The latest design of cast iron pan support complements the burners.

The new and improved knob design allow for easy control of the flame.

The long-edged glass with a matt beveling offer a seamless and flushed installation, richly complementing the overall aesthetics.



# THE FLAME TRILOGY!

The dual function wok burner is designed to make your deep frying, roasting, and boiling quick, easy and precise. The burner has evenly distributed flames that provide even heat throughout the vessel. The dual control enables the user to use the burner on a full output giving out 4.7kW of output on the highest setting whereas 0.5kW of output on the lowest setting where only the inner ring can be operated.



Wok-Style Cooking



Quick Boiling




Deep Frying





Chapati & Phulkas





Ideal for Tea & Other hot beverages

# MAKE IT FAST BUT COOK IT SLOW!

The medium burner is designed to cater to the slow cooking food and hot beverages.

The balanced heat output of 3.5kW of this burner is suitable for the food that needs a controlled temperature for a longer and slow cooking process to enhance aroma and flavours in the dish cooked.



Soups & Curries



Slow cooked desserts like kheer



Rice, Quinoa & Porridge / Pulao



# SMALL, SIMPLE ... BUT **SIGNIFICANT!**

The Dual ring burner is small and is designed for handling delicate food that requires minimal heat.

It is greatly helpful in making white sauces, melting chocolates and even preparing a seasoning on a tadka bowl for dishes like dal tadka and jeera rice.



Melting Chocolates



Reheating of Food



White sauces and dressings





Small portion for Tadka



# PREMIUM METAL KNOBS

---

Gun-metal finish, defined and grooved edges gives the knob distinct signature aesthetics.

The knobs are designed for a better grip and easy maintenance and cleaning..





## ITS ALL ABOUT **SAFETY!**

### FLAME FAILURE SAFETY DEVICE (FFSD)

The FFSD is a device valve that gets activated the moment the flame accidentally goes off. It automatically cuts off the gas supply to the burners, thus, preventing any instance of fire accidents due to gas leakage.

The result – your kitchen and home is safe from any kind of gas leakage accidents.

### PREMIUM IGNITION PIN BRASS COVER

The auto electric ignition gives the customer complete freedom from lighters and other external ignition tools.

The Zeta Hobs' ignition pin comes with a protective brass cover that increases the service life of the pin.

## **BEVELED** EDGES

The beveled edges makes your installation flushed and more minimalistic.

The matt beveling gives the hob a defined look and enhances the overall aesthetics of the hob.



# ZETA 000





# ZETA 590



# ZETA 480 PLUS



# ZETA 390



# ZETA 378 PLUS





# ZETA 460 PLUS



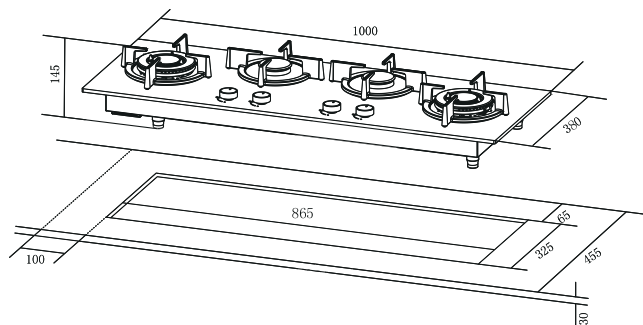


### ZETA 000

100 cm Built-In 4 Zeta Brass Burners Gas Hob

Finish	8mm Toughened Matt Beveled
Design	4 burner
Safety	Flame failure safety device
Ignition	Electric Auto
Pan Support	Cast Iron
Knobs	Gunmetal finish metal knob
Burners	6 <sup>th</sup> Generation brass burners
Burner Design	Direct Flame
Cooking Zones	
Triple Flame Burner	1 X 5kW
Mini Triple Flame Burner	1 X 3.5kW
Dual Flame Burner	1 X 2kW
Single Flame Burner	1 X 0.9kW
Article No.	538.61.189
Outer Product Dimensions (WXDXH)	1000mm X 380mm X 145mm
Cut out Dimensions (WXH)	865 mm x 325 mm

Installation Diagrams

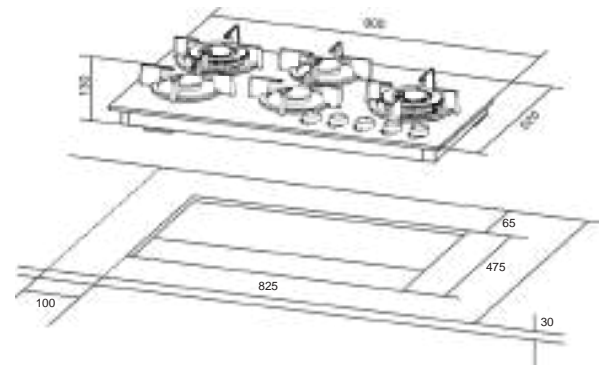



### ZETA 590

90 cm Built-In 5 Zeta Brass Burners Gas Hob

Finish	8mm Toughened Matt Beveled
Design	5 burner
Safety	Flame failure safety device
Ignition	Electric Auto
Pan Support	Cast Iron
Knobs	Gunmetal finish metal knob
Burners	6 <sup>th</sup> Generation brass burners
Burner Design	Direct Flame
Cooking Zones	
Triple Flame Burner	1 X 5kW
Mini Triple Flame Burner	1 X 3.5kW
Dual Flame Burner	2 X 2kW
Single Flame Burner	1 X 0.9kW
Article No.	538.61.168
Outer Product Dimensions (WXDXH)	900mm X 520mm X 130mm
Cut out Dimensions (WXH)	825 mm x 475 mm

Installation Diagrams



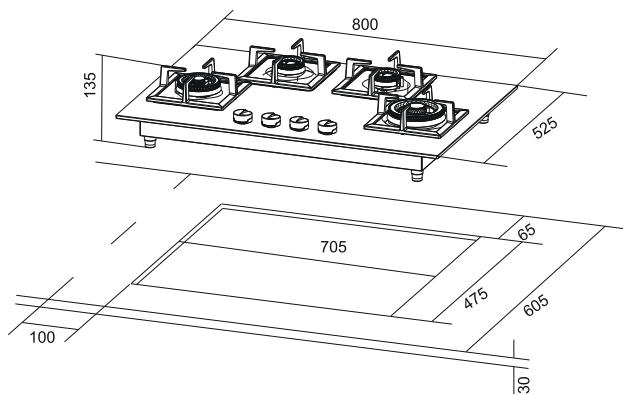


### ZETA 480 PLUS

80 cm Built-In 4 Zeta Brass Burners Gas Hob

Finish	8mm Toughened Matt Beveled
Design	4 Burner
Safety	Flame failure safety device
Ignition	Electric Auto
Pan Support	Cast Iron
Knobs	Gunmetal finish metal knob
Burners	6th Generation brass burners
Burner Design	Direct Flame
Cooking Zones	
Triple Flame Burner	1 X 5kW
Mini Triple Flame Burner	1 X 3.5kW
Dual Flame Burner	2 X 2kW
Single Flame Burner	-
Article No.	538.41.549
Outer Product Dimensions (WXDXH)	800mm X 520mm X 145mm
Cut out Dimensions (WXH)	705 mm x 475 mm

Installation Diagrams

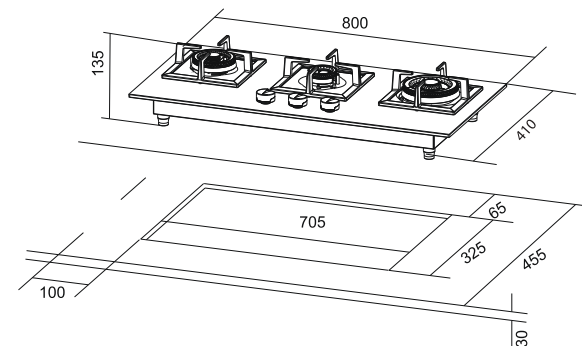


### ZETA 380

80 cm Built-In 3 Zeta Brass Burners Gas Hob

Finish	8mm Toughened Matt Beveled
Design	3 burner
Safety	Flame failure safety device
Ignition	Electric Auto
Pan Support	Cast Iron
Knobs	Gunmetal finish metal knob
Burners	6th Generation brass burners
Burner Design	Direct Flame
Cooking Zones	
Triple Flame Burner	1 X 5kW
Mini Triple Flame Burner	1 X 3.5kW
Dual Flame Burner	1 X 2kW
Single Flame Burner	-
Article No.	538.61.226
Outer Product Dimensions (WXDXH)	800mm X 410mm X 130mm
Cut out Dimensions (WXDXH)	705 mm x 305 mm

Installation Diagrams






### ZETA 378 PLUS

78 cm Built-In 3 Zeta Brass Burners Gas Hob

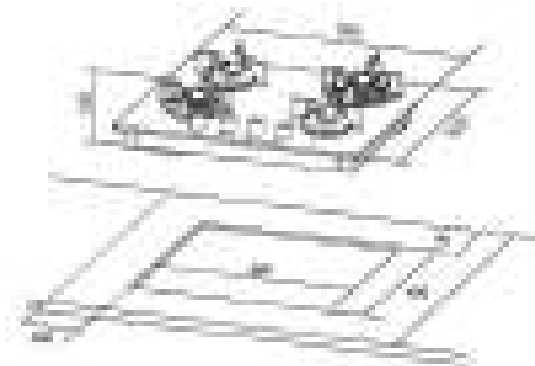
Finish	8mm Toughened Matt Beveled
Design	3 burner
Safety	Flame failure safety device
Ignition	Electric Auto
Pan Support	Cast Iron
Knobs	Gunmetal finish metal knob
Burners	6th Generation brass burners
Burner Design	Direct Flame
Cooking Zones	
Triple Flame Burner	2 X 5kW
Mini Triple Flame Burner	-
Dual Flame Burner	1 X 2kW
Single Flame Burner	-
Article No.	538.41.504
Outer Product Dimensions (WXDXH)	780mm X 450mm X 120mm
Cut out Dimensions (WXH)	685 mm X 405 mm
Installation Diagrams	



### ZETA 460 PLUS

60 cm Built-In 4 Zeta Brass Burners Gas Hob

Finish	8mm Toughened Matt Beveled
Design	4 burner
Safety	Flame failure safety device
Ignition	Electric Auto
Pan Support	Cast Iron
Knobs	Gunmetal finish metal knob
Burners	6th Generation brass burners
Burner Design	Direct Flame
Cooking Zones	
Triple Flame Burner	1 X 5kW
Mini Triple Flame Burner	-
Dual Flame Burner	2 X 2kW
Single Flame Burner	1 X 0.9kW
Article No.	538.41.532
Outer Product Dimensions (WXDXH)	590mm X 520mm X 130mm
Cut out Dimensions (WXH)	560 mm x 480 mm
Installation Diagrams	



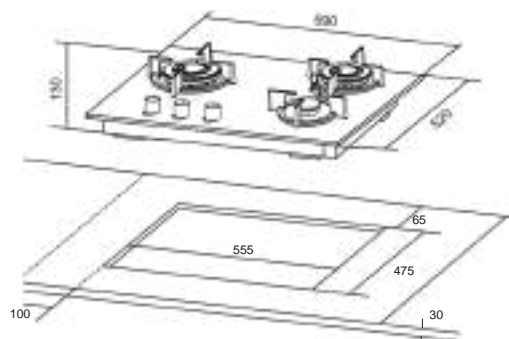




### ZETA 360

60cm Built-in 3 Zeta Brass Burners Gas Hob

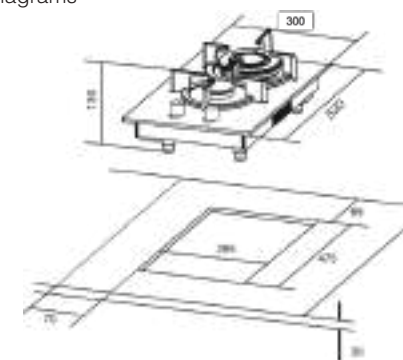
Finish	8mm Toughened Matt Beveled
Design	4 burner
Safety	Flame failure safety device
Ignition	Electric Auto
Pan Support	Cast Iron
Knobs	Gunmetal finish metal knob
Burners	6th Generation brass burners
Burner Design	Direct Flame
Cooking Zones	
Triple Flame Burner	1 X 5kW
Mini Triple Flame Burner	-
Dual Flame Burner	2 X 2kW
Single Flame Burner	1 X 0.9kW
Article No.	538.61.241
Outer Product Dimensions (WXDXH)	590mm X 520mm X 130mm
Cut out Dimensions (WXH)	555 mm x 475 mm
Installation Diagrams	



### ZETA 230


30cm Built-in 2 Brass Burners Gas Hob

Finish	8mm Toughened Matt Beveled
Design	4 burner
Safety	Flame failure safety device
Ignition	Electric Auto
Pan Support	Cast Iron
Knobs	Gunmetal finish metal knob
Burners	6th Generation brass burners
Burner Design	Direct Flame
Cooking Zones	
Triple Flame Burner	1 X 5kW
Mini Triple Flame Burner	-
Dual Flame Burner	2 X 2kW
Single Flame Burner	1 X 0.9kW
Article No.	538.61.200
Outer Product Dimensions (WXDXH)	590mm X 520mm X 130mm
Cut out Dimensions (WXH)	475 mm x 265 mm
Installation Diagrams	





# INDUCTION HOBS





# INDUCTION HOBS



## Safe Cooking

The Induction Hobs from Hafele Appliances are built with extra safety features that enable you to cook with ease. There are no open flames and it's only your pot that is heated up while cooking. If there's no contact with a pot, the heating stops automatically. The small object safety feature ensures that the hob will not be activated by any other extraneous object - such as a tea spoon that might have accidentally been dropped on the hob.



## Quick & Easy Cleaning

Since the vitroceramic surface doesn't heat up, overspilled food won't burn on the hob, which makes it easy to clean.



## Safety, efficiency and cleanliness

This is the latest and most efficient cooking technology available. Induction hobs heat up only when there's a pot on the vitroceramic surface, while the rest of it gets barely warm.

When the pot is placed on the induction zone, this magnetic field transfers heat directly to the cooking pan. The only result is a rapid increase in food temperature that can be precisely regulated.

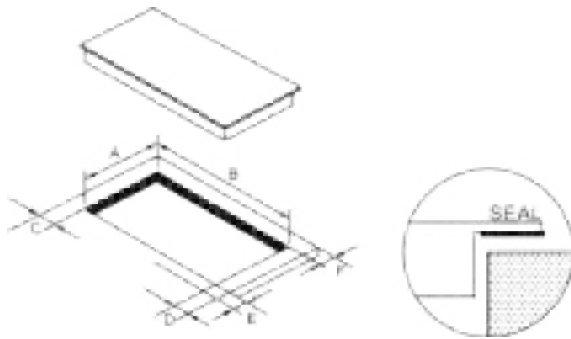


### BELLA 30

30 cm Domino Induction Hob

Cooking Zones	2 Induction Zones
Worktop Design	SCHOTT Glass
Worktop Control	Full touch interface
Power Levels	9 stage
Keep Warm Function	Yes
Bridge Function	-
<b>Cooking Zone Power</b>	
Front Right / Front	Ø 14 cm, 1500 W
Back Right	-
Front Left	-
Back Left / Back	Ø 18 cm, 2000 W
Residual Heat Indicator	Yes
Electrical Requirement	220/240 V, 50/60 Hz, 24 A, 3500 W
Article No.	538.01.491
Product Dimensions (WXHxD)	288 mm X 58 mm X 520 mm
Cut out Dimensions (WXD)	260 mm X 490 mm

Installation Diagrams



A(mm)	B(mm)	C(mm)	D(mm)	E(mm)	F(mm)
268 <sup>+4</sup> -0	500 <sup>+4</sup> -0	50mini	50 mini	50 mini	50 mini

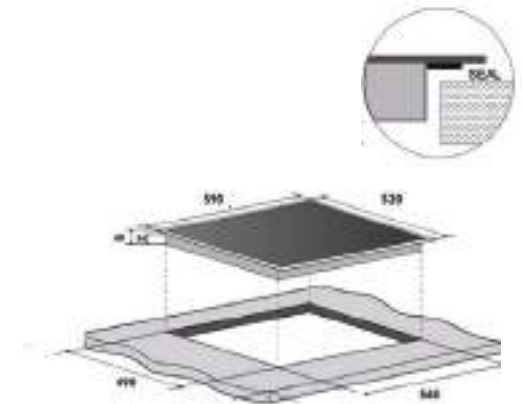


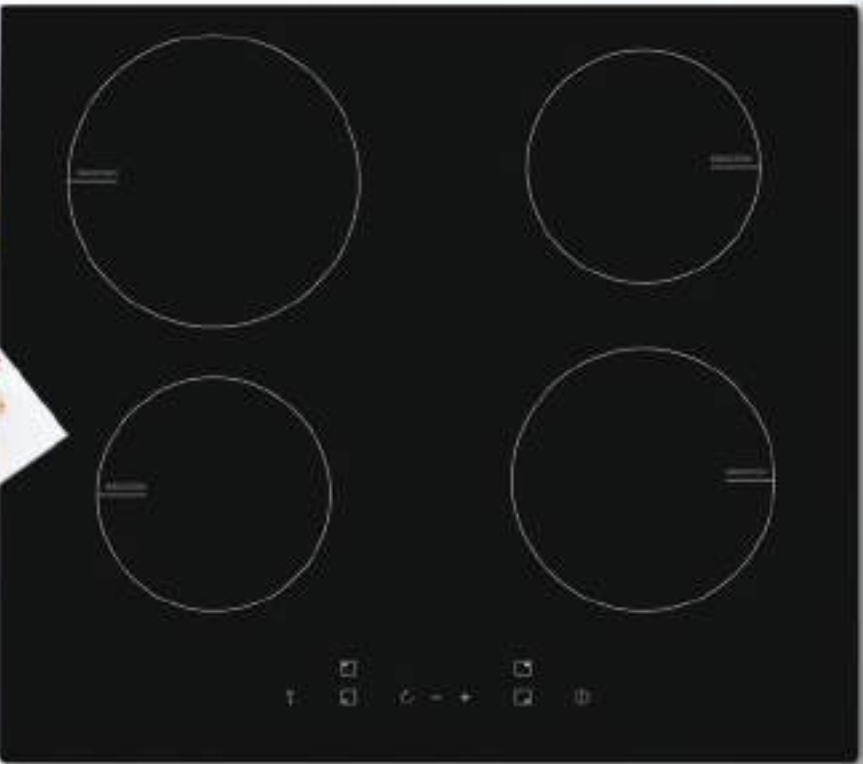
### ELENA 60

60 cm Induction Hob

Cooking Zones	4 Induction Zones
Worktop Design	SCHOTT Glass
Worktop Control	Full touch interface
Power Levels	9 with double booster function
Keep Warm Function	Yes
Bridge Function	-
<b>Cooking Zone Power</b>	
Front Right / Front	Ø 18 cm, 2000 W
Back Right	Ø 14 cm, 1500 W
Front Left	Ø 14 cm, 1500 W
Back Left / Back	Ø 18 cm, 2100 W
Residual Heat Indicator	Yes
Electrical Requirement	220/240 V, 50/60 Hz, 31 A, 7000 W
Article No.	538.01.481
Product Dimensions (WXHxD)	590 mm X 60 mm X 520 mm
Cut out Dimensions (WXD)	560 mm X 490 mm

Installation Diagrams









BUILT-IN  
DOMINOS

Made of high quality stainless steel these cooking appliances fit snugly into your kitchen counter top providing the elegance of style along with the much desired variations in cooking. The integrated front knob allows you to regulate your cooking or barbequing. As always, this range of Hafele Appliances comes with the latest market technologies - the deep fryer is equipped with an oil temperature lamp set by a thermostat and the barbeque boasts of a removable enameled griddle and lava stone. So add these futuristic trends of modern cooking to your range and enjoy the true bliss of entertaining your guests with finger-licking delicacies - let your kitchen be the envy of every eye!

BUILT-IN  
DEEP FRYER AND BARBEQUE GRILL


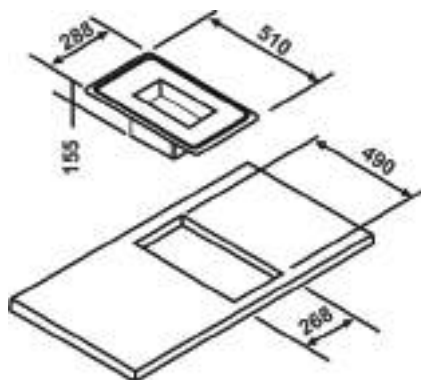






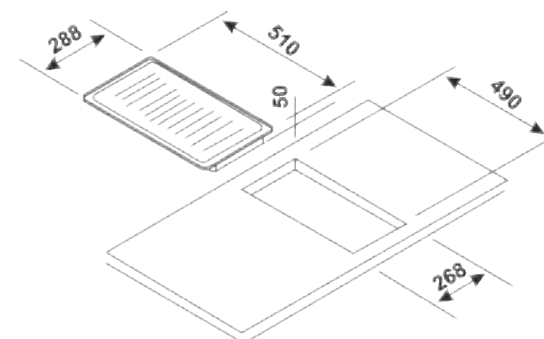
**SAUVE 01**  
30 cm Built-In Deep Fryer

Finish	Stainless Steel 304 Grade
Design	INOX
Control	Knob
Ignition	Electric
Comfort	Stainless Steel Lid Cover
Capacity	2.7L
Cooking	
Indicator	Heating
Article No.	536.02.598
Outer Product Dimensions: (WXDXH)	288mm X 510mm X 155mm
Cut out Dimensions (WXDXH)	268mm X 485mm X 100mm
Installation Diagrams	



**BBQ BI 01**  
30cm Built in Barbecue Grill

Finish	Stainless Steel 304 Grade
Design	INOX
Control	Knob
Ignition	Electric
Comfort	Easy to clean Enamel Grill
Capacity	
Cooking	Lava stone
Indicator	Heating
Article No.	536.02.599
Outer Product Dimensions: (WXDXH)	288mm X 510mm X 50mm
Cut out Dimensions (WXDXH)	268mm X 485mm X 100mm
Installation Diagrams	





# VENTILATION APPLIANCES

A high degree of functionality and technical perfection are combined with an appealing design composition in the Hafele Ventilation hoods that are ideal for the futuristic kitchens of today. The speed and suction are calibrated in such a way to avoid any condensation on the glass in the lower area of the hood. The coordinated filters effectively absorb the unwanted cooking fumes and the dual LED lighting concept illuminates your cooking area thereby enhancing the overall cooking experience.

## COOKER HOODS





A black, sleek, filter-free cooker hood is mounted on a wall. Below it, a red pot is boiling, with a large plume of white steam rising. The hood's control panel features a central glowing orange ring and several small indicator lights. The background is dark, making the white steam and the red pot stand out.

# FILTERFREE COOKER HOOD

# **SAY NO TO FUMES AND UNWANTED ODOUR!**

Hafele's HIGHLY EFFICIENT AND STYLISH range of cooker hoods free your kitchen from unwanted and unhealthy cooking smoke and residues; all that is left to sniff is the welcoming fragrance of appetizing delicacies!

# TERESA i 90 PLUS





# INDIA'S FIRST PRO FILTERFREE COOKERHOOD!

Hafele Appliances is the first brand to introduce a unique filter free extraction hood that is effective on the airborne grease. Enjoy the benefits as you welcome the new FILTER FREE and HEAD FREE cookerhood TERESA i 90 PLUS into your kitchen.





# **i-Series** RANGE OF COOKER HOODS

The Hafele Appliances i-series cookerhood comes with an intelligent smoke management system that automatically senses the air quality and starts running on its own when put on the AUTO MODE.

The hoods come with an Auto Turbo System which is enabled with advanced sensors that sense the volume of smoke and intensity of heat in the kitchen and modulate the speed automatically.





# THE SILENT FILTERFREE HOOD



End to end smoke extraction panel for an effective suction of smoke in the kitchen



Heavy duty impeller with bionic wings that helps in a balanced air flow for an effective and silent extraction



Powerful motor that is capable of extracting out air at the rate of 1450CBM



Special Nautilus Design reduces air resistance thereby enhancing extraction for a filter free operation

# THE ULTIMATE FILTERFREE HOOD

---

## Stir Fry your chillies without any worries

No more choking and coughing while frying chillies. Whether you are deep frying or stir frying or even doing heavy cooking, you do not have to worry about smoke getting into your way!

---

## Works well with extended length and efficient with bends!

No more drop in efficiency with extended ducting and additional bends. The auto turbo system with a powerful motor can sustain upto 4.5m in length without any compromise in the smoke ventilation rate.

---

## Wide Smoke extraction Panel

An end to end smoke panel of the hood helps capture 100% oil residue without dropping. The 110° opening of the filter panel helps direct the airborne smoke and grease.



# SUPER POWERFUL AND SUPER SILENT

---

## Nautilus design

Triple smoke and oil separation technology envisages the three key stages and levels. The WIDE smoke extraction panel speeds up extraction passageway, due to a bigger cavity, and wide glass panel, the lighter smoke gets separated from the heavy grease and spices trapped in the smoke.

The smoke, which is lighter is thrown out through the ducting passage and the heavy oil and grease settles down slowly in the oil collector.


---

## The Bright LED Lights

The Bright LED Lights illuminate the worktop and are energy efficient.

---





Air Condition

Fan Mode



Good

Off



Poor

Medium



Severe

Strong

Intelligent smoke management system automatically modulates the speed and airflow based on air quality.



# THE INTELLIGENT FILTERFREE COOKERHOOD

---

First time in India, a cookerhood that automatically detects harmful gases present in the kitchen even when you are not cooking - the TERESA i-90

When this mode is active, the hood can start with the hint of smoke or impurities in the air. When the kitchen is free from the smoke or harmful gases like CO, CO<sub>2</sub>, C<sub>3</sub>H<sub>8</sub>, etc. the hood will set at standby mode.

The indicator on the hood will indicate the level of impurity in the air - a GREEN indication signifies good quality of air in the kitchen, whereas a RED indication signifies high level of impurity in the kitchen. The hood automatically modulates its speed based on the severity of the air condition in the kitchen.

This intelligent system replaces the conventional timer functions when the hood switches off after a certain time limit no matter if the kitchen is not completely free of the odour.

Unlike the conventional cooker hoods, TERESA i-90 modulates the speed based on the smoke levels in the kitchen, which means, it optimizes the energy consumed as the hood will not operate continually at the top speed throughout the cooking. The speed will be pegged up only in case of high smoke emissions during certain phases of cooking

The hood works quietly. The maximum noise level of the hood is 49 dbA at the top speed level.

The hood has clean lines which aids in hassle free cleaning.

The high capacity oil collector can accommodate about 1 litre of oil. Which means the you can go on with full-fledged cooking for several weeks without worrying about frequent cleaning.

The filter-free operation of the hood adds up to the convenience of the customer greatly when it comes to the cleaning and maintenance. Most of the hoods with the filter require a compulsory cleaning on a regular basis otherwise the airflow efficiency drops significantly due to the clogging of the filters. With the filter-free hood there is no impact of efficiency of the hood.



More Intelligent, Silent, Elegant ..than before



# IMPECCABLE DESIGN

Rose-gold accent with minimalistic feather touch control



### New Generation Motor

- 830pa DC Motor
- copper windings
- powerful
- 24m<sup>3</sup>/min extraction
- brushless




### Impeccable Design

Rose-gold accent with wide 110° auto opening panel.



### The Most Efficient

Auto Turbo System increases extraction power automatically when resistance is detected.  
3-layer centrifugal filtration technology keeps both kitchen and hood clean.



### Auto Open Panel

110° opening panel blocks smoke before dispersing.



# 3 STAGE FILTRATION





### **Hassle-free maintenance**

Easy access to corners during deep clean up and detachable smoke panel



### **Oil Collector**

Oil collector with eyelet and oil level

# DC **AUTOMATIC** DETECTION

Real-time detection. When the air resistance increases, DC drives automatic boost to the peak value of 820Pa, to ensure no smoke resistance and no smoke backfilling.



# TERESA 90





# A REVOLUTIONARY **FILTERFREE** COOKERHOOD

Hafele Appliances is the first brand to introduce a unique filter free extraction hood that is effective on the airborne grease. Enjoy the benefits as you welcome the new FILTER FREE and HEAD FREE cookerhood TERESA i 90 PLUS into your kitchen.




# IVARAA





### **Nautilus Design for Smoke passageway**

The impeller is encased in the housing that helps in exhausting out a large volume of air / smoke without much of turbulence and noise.



### **Auto Open Panel**

Ivara 90 is equipped with the Auto open at 110° opening in order to capture 100% smoke during cooking.



### **Efficient air flow and filtration**

Powered by 258W of motor the hood is capable of extracting and filtering smoke upto 96%.



### **Big Oil Collector**

The big Oil collector can hold 1.5L of oil which implies that the oil collector can be cleaned less frequently compared to standard hoods.





# CERAMIC HOODS

In recent years the urban and industrial kitchen trends have seen a move towards matt finishes, and particularly towards textured matt kitchen surfaces which are stylish and sophisticated but at the same time, comfortable, enjoyable and low-maintenance. The increasing popularity of the Ceramic, Stone and Concrete kitchens are a prime example of this, adding depth and tonal contrast to the kitchen space.

Aligning with this upcoming trend, Hafele brings you the subtle ceramic finished hoods that will not only be working up to keep your kitchen fresh, but will also elevate the kitchen design and warmth of the space.

# CERAMICA 90



# THE MUTED BRILLIANCE

Ceramica 90 has been an experimental design that amalgamates the design aesthetics of the best visible surface with the super efficiency of filterfree extraction of smoke in your kitchen. The powerful motor can extract 22% more kitchen smoke than a standard filterfree hood. One of its kind is the unique touch on ceramic that makes it so contemporary and minimalist.









LED Light to illuminate the counter



Filter-free Design easy maintenance



Headfree Design for contemporary kitchen space

AN IMPECCABLE  
BLEND OF **POWER**  
AND **ELEGANCE**

# FRIDA 90

HAFELE



# GOING THE “CONCRETE” WAY!

Concrete works excellently in a minimalist influence interior design, but it can be accessorized with loads of finishes from bronze to chromium. Inspired by the cool tones and bold texture Hafele brings you the most versatile cookerhood in concrete finish on ceramic surface - FRIDA in two variants of 90cm & 75cm.



Anti Drip technology hood that eliminates any possibility of oil dripping when the hood is overdue for a cleaning and maintenance.



Auto Open smoke panel ensure powerful smoke intake and filtration, keeping the kitchen free from the pungent smell of seasoning.





ADD **VERSATILITY**  
TO THE MUNDANE  
WITH THE **ANTI DRIP**  
**TECHNOLOGY** FOR  
A **CLEAN COOKING**  
**EXPERIENCE**

Ceramic surface with concrete finish on a neutral tone that can very well adapt to the warm or cold tones of your kitchen color theme.

# BISCOTTI 80




# UNRAVEL THE CHARM OF TEXTURE

Biscotti design is one of our offering in Ceramic hoods with an added advantage of super efficient filtration backed up with low noise extraction.. This range of hood is design with EBM Plast motors from Germany that are aerodynamically designed, coupled with maximum mechanical precision, enables the S-Force fans to have constant low noise during its operation and speed variance.

These features include speed monitoring, closed loop speed control, operation monitoring, integrated and external temperature sensor.



Equipped with brushless motor design from the leading EBM Germany, Biscotti models operates very quietly during operation across the entire speed range and can take a high variance in speed without snag



Hydraulic suspended panels makes cleaning a breeze. It is not required to be opened during the cooking. Only during regular maintenance days the panel can be lifted for cleaning





# **BISCOTTI**


## QUIET, CRISP AND STEADY

Biscotti models come with a warm LED ambient lighting that will not only brighten your kitchen but softly illuminate your cooking space while blending seamlessly with the kitchen lighting



# DATURA PLUS

ANTI-DRIP TECHNOLOGY



The new Anti-drip Filtration facilitates highly efficient and noiseless extraction. Anti-drip filters don't get blocked with grease particles over a period of time, preventing dripping of oil back on the hob surface.



The large Oil Collector collects excess grease from the smoke that passes through the filters. With capacities of upto 1.2L it requires cleaning less often. The oil collector comes with an eyelet indicator that lets you see the level of oil collected.



Feather Touch Control Panel with Electronic Display which makes operating the cooker hood easy. The display keeps you informed of the operation of the cooker hood.



The Premium Anthracite Finish of Datura Plus complements black hobs perfectly and fits in well with modern and contemporary kitchen designs.



Powerful Motor that enables the cooker hood to exhaust a high volume of smoke out of any standard sized Indian kitchen.



Long LED strip lighting provides even and radiant illumination for your kitchen countertop. The lighting works independent of the operation of the cooker hood and hence can be used even while pre-cooking preparations.

---

## Perimetric Suction

Improves efficiency, saves energy and expands the suction area to the perimeter of the hood. The urbane built of the hoods is not only eye-catching but also the secret behind the ventilation system's extraordinary performance and quiet operation.

---

## Feather Touch Interface with Timer Functions

The Hood embeds advanced modern touch technologies to impart an exclusive impression along with precise settings to adjust time and speed levels.

---

## Aluminium Mesh Filters

Aids effective purification of air and is easy to clean and maintain.

---

## LED strip ambient light

The unique LED strips give out a brighter luminosity with a minimal energy consumption thereby contributing to a greener environment.

---





# VETRA



# CHOOSE THE RIGHT SUCTION POWER FOR YOUR KITCHEN

Before buying a cooker hood, it's imperative to identify the required suction power depending on the size of the kitchen and house.

Normally, an apartment with one to three rooms can suffice with a cooker hood of 500m<sup>3</sup>/h suction power to a maximum of 650m<sup>3</sup>/h. An apartment with bigger rooms calls for cooker hoods with 650m<sup>3</sup>/h to 800m<sup>3</sup>/h suction power.

The kitchen hood should be able to circulate the air 10 times per hour. Hence, the vital formula to derive the optimum suction for your kitchen is as below:

Length (meter) \* Width (meter) \* Height (meter) \* 10

So if your Kitchen is 4m in length, 5m in width and 2.7m in height the suction power required will be as below:

$4m * 5m * 3m * 10 = 600m^3/h$



# ABENS

## THE SILENT HOOD

Silence has become one of the most important requirements expected in the extraction hood these days. A lower sound level provides a more relaxed and friendly atmosphere.

The sound level of a hood depends on numerous factors, kind of installation, duct diameter and the motor quality. Hafele Appliances presents you the range of wall mounted hood that has used these factors in the most optimum way to substantially reduce noise level's in its iconic models - Abens 90 and Abens 60.



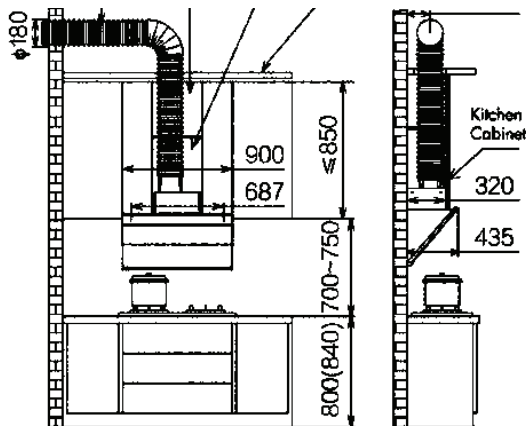


### TERESA i-90 PLUS

90 cm Wall Mounted **Filter-Free** Hood

Finish	BLACK Glass
Motor Power	268W Motor
Control	3 Speed Control
Timer Function	Yes
Smoke Panel	Auto Open
Filters	Filter Free Technology
Lighting	LED
Design	Angled Wall Mounted
Product Dimensions (WXHxD)	900 X440X (610-1290)
Article No.	538.82.393

Installation Diagrams

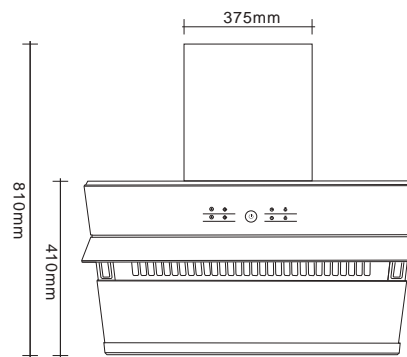


### TERESA 90

90 cm Wall Mounted **Filter-Free** Hood

Finish	Black Glass
Motor Power	258 W
Control	3 Speed control
Timer Function	Yes
Smoke Panel	Auto Open
Filters	Filter Free
Lighting	LED
Design	Triple Filtration System
Filtration Rate	97% of Smoke Filtration
Product Dimensions (WXD)	900mm X 410mm
Article No.	538.82.253

Installation Diagrams

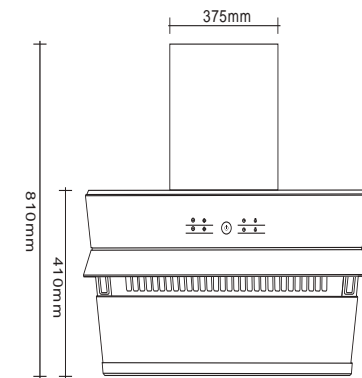


### TERESA 60

60 cm Wall Mounted **Filter-Free** Hood

Finish	Black Glass
Motor Power	258 W
Control	3 Speed control
Timer Function	Yes
Smoke Panel	Auto Open
Filters	Filter Free
Lighting	LED
Design	Triple Filtration System
Filtration Rate	96% of Smoke Filtration
Product Dimensions (WXD)	900mm X 410mm
Article No.	538.82.261

Installation Diagrams





### IVARAA 90

90 cm Wall Mounted **Filter-Free** Hood

Finish	Black Glass
Motor	258 W
Control	3 Speed control
Timer Function	Yes
Smoke Panel	Auto Open
Filters	Filter Free
Lighting	LED
Design	Triple Filtration System
Filtration Rate	96% of Smoke Filtration
Product Dimensions (WXD)	900mm X 410mm
Article No.	533.83.644
Installation Diagrams	

### IVARAA 60

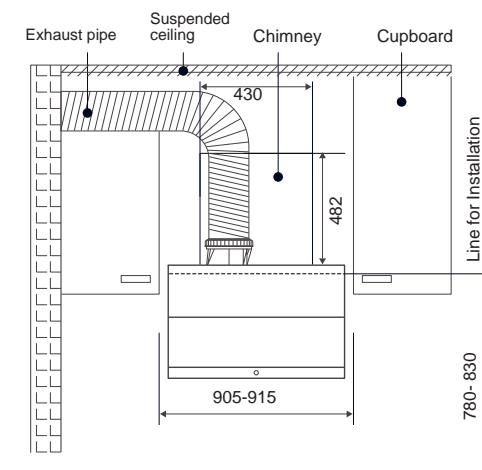
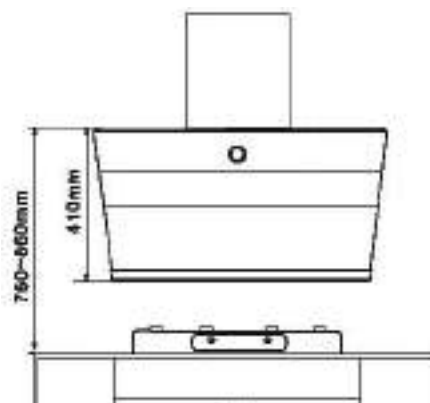
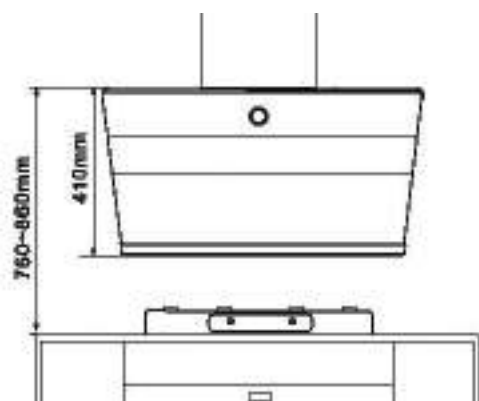
60 cm Wall Mounted **Filter-Free** Hood

Finish	Black Glass
Motor	256 W
Control	3 Speed control
Timer Function	Yes
Smoke Panel	Auto Open
Filters	Filter Free
Lighting	LED
Design	Triple Filtration System
Filtration Rate	96% of Smoke Filtration
Product Dimensions (WXD)	600mm X 410mm
Article No.	533.83.621
Installation Diagrams	

### CERAMICA 90

90 cm Wall Mounted **Filter-Free** Hood

Finish	Stone Glass
Motor	268W Motor
Control	3 Speed Control
Timer Function	Yes
Smoke Panel	Auto Open
Filters	Filter Free Technology
Lighting	LED
Design	Angled Wall Mounted
Product Dimensions (WXHxD) (MM)	710X490X1130
Article No.	538.81.543
Installation Diagrams	



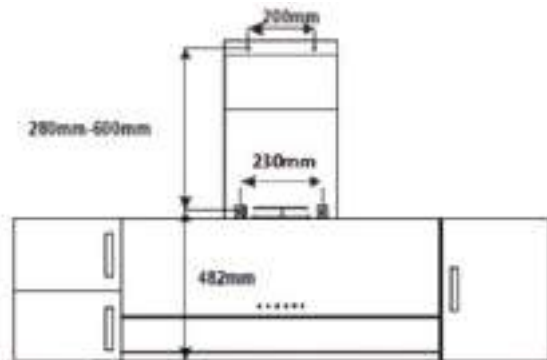




**FRIDA 90**  
90 cm Wall Mounted Hood

Finish	Ceramic Glass
Motor	260W Motor
Control	3 Speed Control
Timer Function	Yes
Smoke Panel	Auto Open
Filters	Anti Drip Technology
Lighting	LED
Design	Angled Wall Mounted
Product Dimensions (WXHxD) (MM)	570X620X900
Article No.	536.88.313

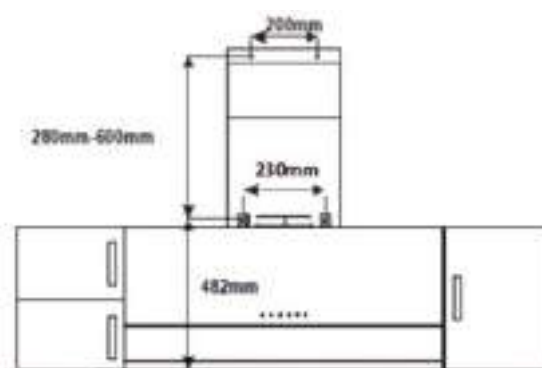
Installation Diagrams



**FRIDA 75**  
75 cm Wall Mounted Hood

Finish	Ceramic Glass
Motor Power	260W Motor
Control	3 Speed Control
Timer Function	Yes
Smoke Panel	Auto Open
Filters	Anti Drip Technology
Lighting	LED
Design	Angled Wall Mounted
Product Dimensions (WXHxD) (MM)	570X620X750
Article No.	536.88.317

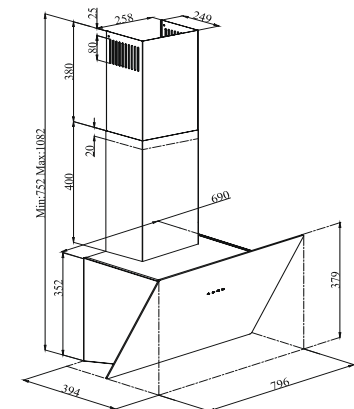
Installation Diagrams



**BISCOTTI 80**  
90 cm Wall Mounted Hood

Finish	Ceramic Glass
Motor	151W EBM Motor
Control	3 Speed Control
Timer Function	Yes
Smoke Panel	Hydraulic Pane
Filters	Aluminium Mesh Filters
Lighting	LED
Design	Angled Wall Mounted
Product Dimensions (WXHxD) (MM)	796X752-1082X394
Article No.	534.80.045

Installation Diagrams

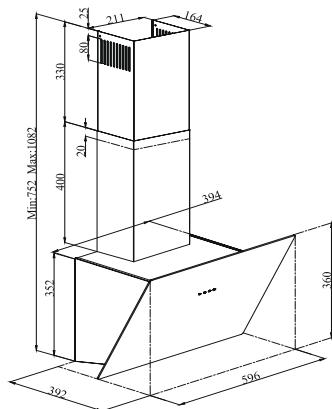




**BISCOTTI 60**  
60 cm Wall Mounted Hood

Finish	Ceramic Glass
Motor Power	151W EBM Motor
Control	3 Speed Control
Timer Function	Yes
Smoke Panel	Hydraulic Pane
Filters	Aluminium Mesh Filters
Lighting	LED
Design	Angled Wall Mounted
Product Dimensions (WXHxD) (MM)	596X752-1082X392
Article No.	534.80.044

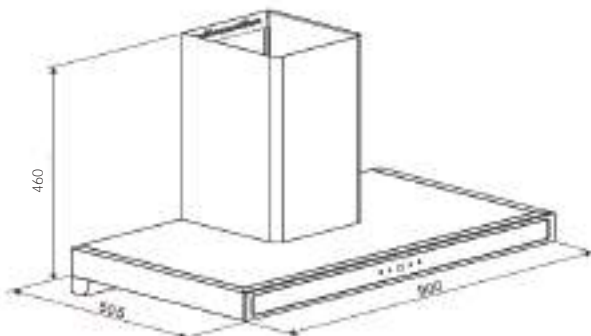
Installation Diagrams



**DATURA PLUS 90**  
90 cm Wall Mounted Hood

Finish	Black Glass
Motor	190W
Control	3 Speed control
Timer Function	Yes
Smoke Panel	Metal Filters
Filters	Anti Drip
Lighting	LED
Design	Angular T-Shaped
Filtration Rate	-
Product Dimensions (WXD)	900mm X 500mm
Article No.	536.80.263

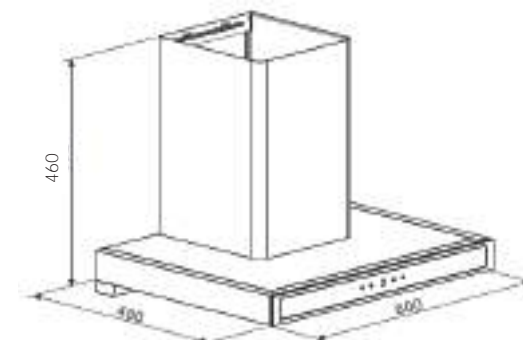
Installation Diagrams



**DATURA PLUS 60**  
90 cm Wall Mounted Hood

Finish	Black Glass
Motor	190W
Control	3 Speed control
Timer Function	Yes
Smoke Panel	Metal Filters
Filters	Anti Drip
Lighting	LED
Design	Angular T-Shaped
Filtration Rate	-
Product Dimensions (WXD)	600mm X 500mm
Article No.	536.80.262

Installation Diagrams


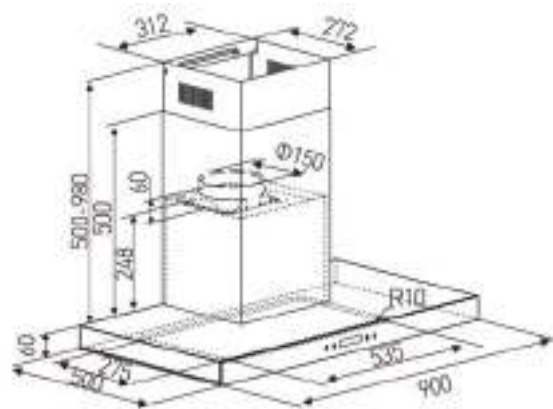




### REGEN 90

90 cm Wall Mounted Cooker Hood

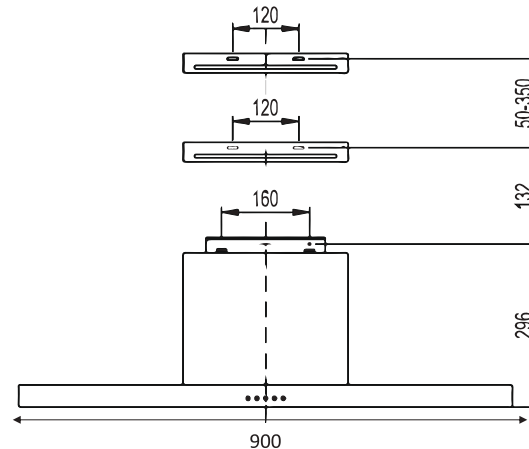
Finish	Black Glass
Motor	190W
Control	Electronic touch with display
Extraction Level	3 Speed Level
Timer Function	Yes
Smoke Panel	Perimetric
Filters	5 Layer Mesh Filter
Lighting	LED Strip
Design	Decorative Glass Design
Product Dimensions (WXHxD)	900mm X 500-980mm X 500mm
Article No.	533.87.303
Installation Diagrams	



### ABENS 90

90 cm Wall Mounted Cooker Hood

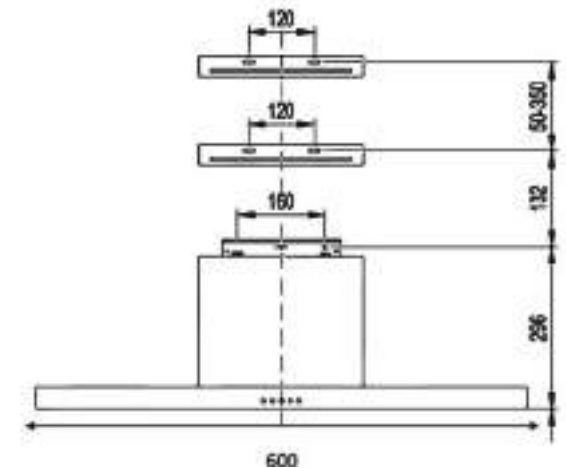
Finish	Black Glass
Motor	240W
Control	Electronic touch with display
Extraction Level	3 Speed Level
Timer Function	Yes
Smoke Panel	3 Aluminium Mesh Filters
Filters	5 Layer Mesh Filter
Lighting	LED
Design	Decorative Glass Design
Product Dimensions (WXHxD)	900mm X 428-760mm X 500mm
Article No.	539.80.303
Installation Diagrams	



### ABENS 60

60 cm Wall Mounted Cooker Hood

Finish	Black Glass
Motor	240W
Control	
Extraction Level	3 Speed Level
Timer Function	Yes
Smoke Panel	2 Aluminium Mesh Filters
Filters	5 Layer Mesh Filter
Lighting	LED
Design	Decorative Glass Design
Product Dimensions (WXHxD)	600mm X 428-760mm X 500mm
Article No.	539.80.302
Installation Diagrams	



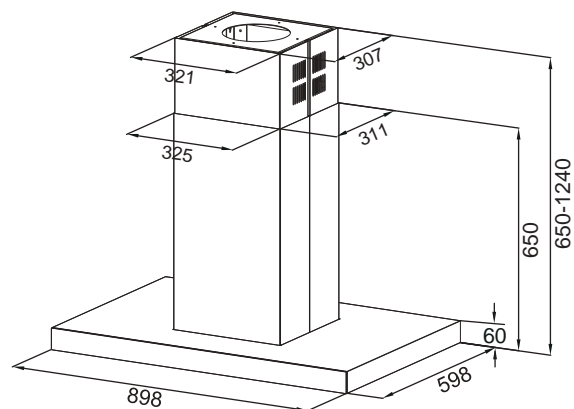


## VETRA 90

90 cm Wall Mounted Cooker Hood

Finish	Black Glass + Black Steel
Motor Power	260W Motor
Control	3 Speed Control
Timer Function	Yes
Smoke Panel	Perimetric Airflow Technology
Filters	Aluminium Mesh Filters
Lighting	LED
Design	Angled Wall Mounted
Product Dimensions (WXHxD) (MM)	450X650X960
Article No.	538.81.573

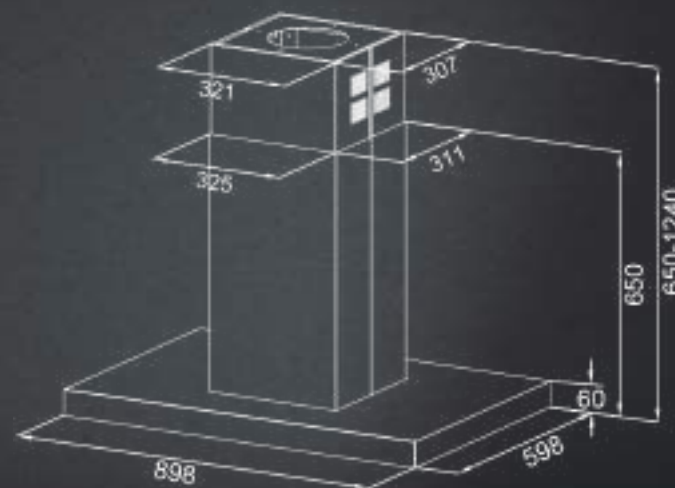
Installation Diagrams





**VETRA ISOLA 90**  
90 cm Island Cooker Hood

Finish	Black Glass + Black Steel
Motor Power	260W Motor
Control	3 Speed Control
Timer Function	Yes
Smoke Panel	Perimetric Airflow Technology
Filters	Aluminium Mesh Filters
Lighting	LED
Design	Decorative Glass Design
Product Dimensions (WXHxD) (MM)	900X600-1100X650
Article No.	538.81.553





# ISLAND AND CEILING COOKER HOODS

## CELENA 90

90 cm Ceiling Hood

Finish	Black Glass
Motor	External motor remote control
Control	Electronic touch with display
Extraction Level	3 Speed Level
Timer Function	Yes
Smoke Panel	Perimetric
Filters	5 Layer Mesh Filter
Lighting	20 Micro LED
Design	Ceiling Hood
Product Dimensions (WXHxD)	900mm X 115mm X 500mm
Article No.	534.80.998 (Includes Hood body + Motor Articles)



# KITCHEN COUNTERTOP APPLIANCES

DO YOU LOVE COOKING BUT  
HATE THE TEDIOUS PREPPING  
ACTIVITIES THAT PRECEDE IT?

WELL, YOU'RE NOT ALONE!

The recreational experience of cooking your favourite delicacies is often spoiled due to all the time and effort spent in mundane pre-cooking activities like chopping, grinding, grating or blending. Hafele introduces, for the very first time, a professional range of small countertop appliances that makes prepping fun while giving you more time to enjoy what you like doing the most – cooking your favourite dishes or experimenting with new ones!

As an extension to our comprehensive offering of cooking appliances from the Hafele Appliances Range, Hafele's countertop appliances come in modern designs, attractive colours and long-lasting, sturdy materials; coupled with superior functions that will make your pre-cooking tasks a breeze. These handy appliances are super easy to use, provide accurate prepping results and can make even the most boring tasks in the kitchen, fun!




Modern



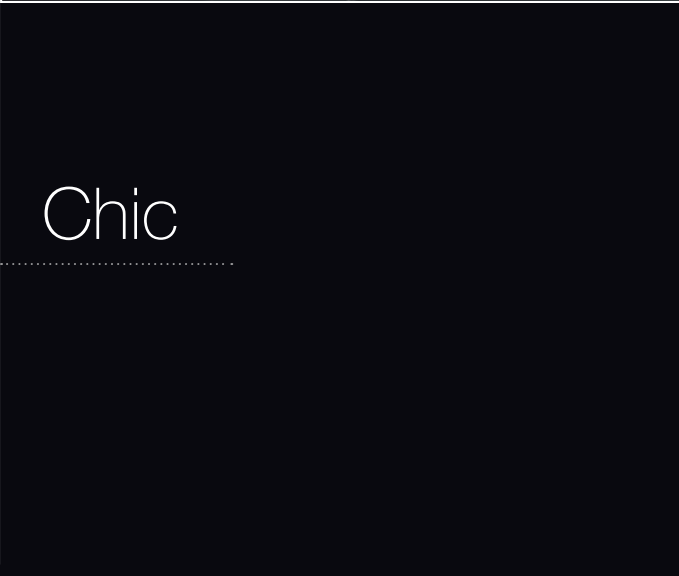




Ergonomical




Time Saving



Chic

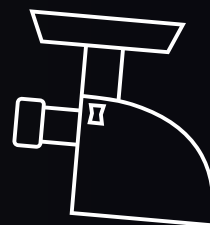
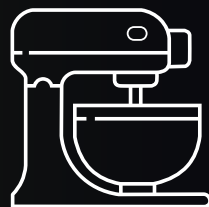






**PREPARING A  
PERFECT MEAL DOES  
NOT ALWAYS ENTAIL  
CLUTTER. UNCLUTTER  
YOUR KITCHEN WITH  
HAFELE KITCHEN  
MACHINES**





Small appliances like slicers, graters or blenders increase your productivity in the kitchen. Or do they? A cluttered worktop does not only cause chaos in your culinary playground but can also muddle up your headspace. With the rising trend of people opting for open kitchens, it is absolutely necessary to UNCLUTTER your kitchen for it to cater to not only your functional needs but also your aesthetical aspirations.

Appliances that are meant to serve a single purpose can easily be replaced with multi-purpose machines. This not only creates more space for you on your worktop but in the long run helps derive compounded value for the money spent by you.

Hafele brings to you its range of 'Kitchen Machines' which are in essence dynamos which successfully amalgamate functions of various countertop appliances like dough kneader, whisker, beater, chopper, grater, sausage maker, juicer, mixer and blender. Your daily kitchen chores are nothing but a piece of cake for these versatile, multi-use machines by Hafele.

Upgrade your lifestyle....upgrade your kitchen.

Hafele brings to you its 'HIGHLINE Kitchen Machine Series' which includes three models: Klara (5.5 L) and Viola (6.5 L) that successfully amalgamate functions of various countertop appliances like dough kneader, whisker, beater, chopper, grater, sausage maker, juicer, mixer and blender. Your daily kitchen chores are nothing but a piece of cake for these versatile, multi-use machines by Hafele.

# HAFELE HIGHLINE<sup>®</sup> SERIES

# KLARA HIGHLINE





# KLARA HIGHLINE PRO



# How is the HAFELE HIGHLINE<sup>®</sup> SERIES better than any food processor?



Powerful Aluminium Die-cast Body for heavy duty performance and stability even when used at high speed



Tactical touch control for easy one touch operation of the machine




Take your cooking game from amateur to professional, thanks to the results of the HIGHLINE<sup>®</sup> Series Kitchen Machines



Planetary motion with 60 touch-points to ensure that the mixing attachments rotate efficiently around the bowl providing thorough mixing without manual intervention



High speed glass blender of 1.5 L capacity for your puree, smoothie, sauce making requirements



Multi-functional machine with in-built 8+ functions for every kind of cooking need



5.5/6.5 L large capacity stainless steel bowl to prepare small to big batches of food without any hassle



LED Display to gauge the elapsed or running time of the machine. Helps you in mixing/blending for just the right amount of time



Specialty attachments for different kinds of mixing and blending to provide the desired output



Inbuilt timer to allow the machine to work without supervision (for upto 20 min.) while you can move on to other tasks in the kitchen



Compact design which consumes minimal space on the countertop and makes the kitchen machine a must have chic accessory for your kitchen



Multiple speed options to achieve varied levels of textures and fluffiness of your mixed/blended food



# KLARA HIGHLINE

The Hafele HIGHLINE® range brings to you the first ever electronic kitchen machine that every Indian Kitchen needs today.

With the new KLARA HIGHLINE® Hafele Kitchen Machine you can enjoy the most advanced design and functionality that will make your regular cooking task a breeze.



**Dough Kneading Function:**

The precise kneading movement results in soft doughs (which are similar to hand-kneaded doughs) for fluffy breads or soft chapattis.



**Whipping / Whisker Function:**

The planetary movement allows consistent whisking results that are professional even for a large portion of servings. It is Ideal for whipping egg whites or cream which are often used in cakes and desserts.



**Beater Function:**

The precise configuration of the beater helps mix batters at a constant speed and at a regular pace resulting in providing a homogeneous texture; highly desired for dosa or steamed cake batters.



**Vegetable Slicing, Chopping, Grating and Mashing Function:**

The various blade configurations provide flexibility in chopping vegetables in even shapes and sizes (unlike hand-chopped vegetables which may be uneven) and that too in a fraction of the time you would have spent doing the same.



**Meat Mincing Function:**

Enjoy the benefits of the heavy duty metal mincer for precise meat mincing.



**Mixer and Grinder Function:**

As a unique feature the Kitchen Machine also doubles up as a mixer, giving you all required functions in one machine. Use the wet mixer to quickly blend that ideal smoothie, shake or puree or use the small dry grinder to grind spices, pulverize sugar, shred coconut and much more!



KLARA HIGHLINE  
MURPHY RED





Kneading  
Hook



Beater



Balloon  
whisk



Meat  
grinder



Food slicer



Dry  
grinder



Blender  
(1.5L glass jar)



- Heavy duty full Aluminium Diecast body
- Powerful 1000W motor
- Planetary rotations\* for a uniform mixing result
- Wider tilt head circumference for efficient and superior mixing
- Metal gear transmission
- Timer function
- Electronic control
- 5 speed settings
- 5.5L Food Grade Stainless Steel mixing bowl
- 3 mixing attachments: beater, dough hook and whisker
- 1.5L single mould glass food mixing jar for leak-proof blending
- 200ML jar for spice grinder and chutney making
- Vegetable cutter (4 Attachments: slicer, grater, chopper and masher)
- Colours: Murphy Red & Gothic Grey
- Optional : Aluminium body meat mincing unit


Klara Highline Murphy Red : **Article No: 535.43.275**

Klara Highline Gothic Grey : **Article No: 535.43.274**

*\* Planetary mixing: rotary mixing along the axis and circumference for superior and uniform blending even of small quantities.*

Note: The following attachments (except for the meat mincer) are provided with the main kit and can also be ordered separately as spares. You can use them to upgrade your Klara Castline.

Attachment Names	Article Nos.
1.5L Glass Jar	535.43.930
200ML Glass Jar	535.43.133
Vegetable Cutter	535.43.134
Meat Mincer Attachment	535.43.129



## KLARA HIGHLINE GOTHIC GREY





# KLARA HIGHLINE PRO

The Hafele KLARA HIGHLINE PRO comes equipped with all features of the Klara Highline plus additional feature highlights such as technologically advanced touch control pad, increased number of speed settings and an enhanced model design in an elegant matt finish. With the new Klara Highline Pro, you can enjoy the most advanced design and functionality that will make your regular cooking task a breeze.

## SOPHISTICATED TOUCH PAD

Hafele's New KLARA HIGHLINE PRO comes with the sleekest control pad in kitchen machines.

The high-end touch pad enables you to select the function you wish to use from the programmed options, allows you to adjust the speed setting as well as set the timer function and provides you with the option of switching the machine on/off.





- Kneading Hook 
- Beater 
- Balloon whisk 
- Meat grinder 
- Food slicer 
- Dry grinder 
- Blender (1.5L glass jar) 

**NO MORE GUESS WORK!**  
 Programmed functions light up at each speed setting to help you decide the speed at which you should run the machine for that particular function, for e.g., if you select speed setting 3, the machine will highlight the kneading hook and beater attachment symbol. You can hence safely knead dough or mash potatoes at speed 3.





- Heavy duty full Aluminium Diecast body
- Powerful 1000W motor
- Planetary rotations\* for a uniform mixing result
- Wider tilt head circumference for efficient and superior mixing
- Metal gear transmission
- Timer function
- High-end touch control pad
- 7 speed settings
- Programmed function marks at different speed
- Bowl cover for improved functionality
- 5.5L Food Grade Stainless Steel mixing bowl
- 3 mixing attachments: beater, dough hook and whisker
- 1.5L single mould glass food mixing jar for leak-proof blending
- 200ML jar for spice grinder and chutney making
- Vegetable cutter  
(4 Attachments: slicer, grater, chopper and masher)
- Colours: Gothic Grey
- Optional : Aluminium body meat mincing unit

Article No: 535.43.137

*\* Planetary mixing: rotary mixing along the axis and circumference for superior and uniform blending even of small quantities.*

Note: The following attachments (except for the meat mincer) are provided with the main kit and can also be ordered separately as spares. You can use them to upgrade your Klara Castline.

Attachment Names	Article Nos.
1.5L Glass Jar	535.43.930
200ML Glass Jar	535.43.133
Vegetable Cutter	535.43.134
Meat Mincer Attachment	535.43.129







# VIOLA PRO

Hafele extends its kitchen machine series with VIOLA PRO CASTLINE® Kitchen Machine.

Especially created to help you with your baking needs, Viola Pro comes with a knob control to set accurate speed levels and with a mixing bowl capacity of 6.5 L. Its trendy matt colour will perfectly complement your contemporary kitchen.







**Speed Control :**

With 6 speeds and a pulse function enjoy greater control over textures while mixing, kneading or blending.



**Beater Function:**

The precise configuration of the beater helps mix batters at a constant speed and at a regular pace resulting in providing a homogeneous texture; highly desired for cake batters.



**Dough Kneading:**

The precise kneading movement results in soft doughs (which are similar to hand-kneaded doughs) for fluffy breads or soft chapattis.



**Whipping / Whisker Function:**

The planetary movement allows consistent whisking results that are professional even for a large portion of servings. It is ideal for whipping egg whites or cream which are often used in cakes and desserts.



**Vegetable Slicing, Chopping and Grating Function:**

The various blade configurations provide flexibility in chopping vegetables in even shapes and sizes (unlike hand-chopped vegetables which may be uneven) and that too in a fraction of the time you would have spent doing the same.




**Meat Mincing Function:**

Enjoy the benefits of the heavy duty metal mincer for precise meat mincing.

- Aluminium Diecast housing
- Powerful 1300W motor
- Knob switch
- Planetary rotations\* for uniform mixing results
- Wider tilt head circumference for efficient and superior mixing
- Metal gear transmission
- 6 speeds + pulse
- 6.5L Stainless Steel bowl with cover
- 3 mixing attachments: beater, kneading hook, balloon whisk
- Vegetable cutter (4 attachments: slicer, grater, masher and chopper)
- LED light bars on the side
- Optional : Aluminium body meat mincing unit (Article No: 535.43.129)

Article No: 535.43.273

*\* Planetary mixing: rotary mixing along the axis and circumference for superior and uniform blending even of small quantities.*



It is often said that following a healthy lifestyle is an extremely expensive affair and why should it not be! Whether it is a pre-packaged juice or a vacuum blended smoothie, a whole lot of advanced technology and science goes into the machines that make creating them possible. Instead of having weekly subscriptions with health companies to send you these bottled juices / smoothies at a premium, wouldn't it be better if you could prepare them fresh at home at a fraction of the cost.

Hafele now brings these technologies right at your doorstep with its Problend® Professional Blender Series.

# HAFELE PROBLEND<sup>®</sup> SERIES



# OKTABLEND

The Oktablend Vacuum Blender laden with VacuoTechnology helps remove, with the push of a button, the air and oxygen responsible for oxidation of food and the subsequent depletion of the micro nutrients to enhance the shelf life and nutrient content of the blended food.

With this technology the nutrient level of your food is maintained and the food can be stored for a longer time when compared to traditional blending.





# WHY DO YOU NEED **VACUUM TECHNOLOGY** IN YOUR DAILY LIFE



**ROTTEN FOOD**




**CORROSION**



**AGING**

Oxygen is the main cause of erosion, ageing and rotting. Vacuuming food, juices or any form of blends removes the oxygen responsible for the oxidation and subsequent depletion of micro-nutrients. You can derive upto 90% of nutrition in your food/drinks if it is stored under vacuumed condition as compared to it being stored in an exposed condition.

## THE VACUOTECHNOLOGY



The high pressure vacuum helps remove air and oxygen during blending which are responsible for oxidation of food/drinks as well as the subsequent depletion of the micro-nutrients thereby enhancing the shelf life and the nutrient content of the blended food.

## TRADITIONAL VS. VACUUM BLENDING



When you blend at high speed the air bubbles formed do not allow the complete and uniform blending of fruits and vegetables which is why within just an hour a clear separation starts to occur.

When food starts oxidizing, the colour and texture of the food changes. It is the first visible indication that the nutrients in the food have started depleting.








# ADAPTECH CONTROL

Hafele's OktaBlend blender introduces the smartest control in Vacuum Blending.

The inbuilt AdapTech Control and Display of OktaBlend Vacuum Blender with the 8 pre-set functions gives you a host of options to select from, while promptly displaying the real-time temperature inside the blending jar.

The easy-to-use joystick knob manoeuvres through the programs and makes it a breeze to operate the machine.



- Vacuum 
- Whole Juice 
- Puree 
- Batter 
- Smoothie 
- IceCream 
- Blending 
- Cleaning 



- VacuoTechnology: 80Pa Pressure of Vacuum that helps to take out maximum air
- High speed blending of upto 30,000 RPM
- AdapTech display: 8 preset one touch Functions + time, temperature and speed display
- 2L octagonal jar design to assist wholesome blending in minimal time
- Full touch operation and large adaptive display
- 3D blade assembly that is perfect for blending
- Commercial AC motor with copper winding for powerful performance and longer hours of operation
- Power: 2200 W

Article No: 535.43.270













# MAGNUS







Magnus Cold Pressed Juicer by Hafele is designed to work at a much slower pace as compared to your regular juicer. It is hence able to extract fruit and vegetable juices without applying heat, the absence of which helps retain maximum number of nutrients, vitamins and enzymes, and prevents oxidation.

The Magnus ensures that it extracts more than 80% of the juice from fruits and vegetables put into the juicer.

# HAFELE COPRESS<sup>®</sup> SERIES



		<b>ADVANTAGE</b>	<b>BENEFIT</b>
Cold pressed juicing		No heat is applied  Juice is extracted by gently pressing the fruits/vegetables.  Retain the original taste of the fruit / vegetable in the juice form.	Oxidation is at its minimal Nutrients, taste, freshness and shelf life remains intact.
35 RPM		Slower the pressing motion, maximum the juice extraction	Juice yield is as high as 85% as compared to a centrifugal juicer.
MagnaFeed Inlet		83 MM wide diameter which accommodates big fruits like apples, oranges, etc. and vegetables like beetroot, gourd, etc.	Save time and hassle of cutting, peeling and chopping fruits and vegetables into smaller pieces to juice.  Wide MagnaFeed allows whole fruits and vegetable to be juiced at once.
Higher juice yield		Minimal wastage of juice in the form of pulp	Ensures the juice is packed with the nutrients and nothing goes in the form of wastage with the pulp.
Smart Flow System		Mixes and holds juice when using more than 2 kinds of ingredients	Thoroughly mixes the juice to provide even and smooth taste even till the last sip.  Smart cap provides control on the juice outlet to adjust amount of juice to be poured out.
Two filters (Coarse & Fine)		Choice of filters which helps in deciding the texture of the juice	For those who like to have texture in the drink, may choose the coarse filter.  Users who prefer refined juice, may choose fine filter.

		<b>ADVANTAGE</b>	<b>BENEFIT</b>
Auger		The auger presses and squeezes the juice out of the ingredients	No blades are involved in the juicing process which means no nutrients are lost due to heat produced by the blades
250 W AC Motor		Powerful AC motor with low radiation and low noise	Designed for durability and efficiency
BPA Free material		BPA stands for Bisphenol-A which is a harmful chemical used in plastics  Magnus is made of BPA Free material which is safe to use even for children	Ensures the healthy drink that the user makes is safe from any chemical which might have adverse effect on the consumer's health
AC Motor		Powerful motor ensures even hard ingredients like carrots, beetroots are juiced to perfection	Runs for longer hours without heating and provides professional result of juicing
Dishwasher safe parts		Provides thorough cleaning of the parts (filters, juice cavity)	Saves time in cleaning the parts manually
Stainless steel housing		Heavy duty robust machine	Provides stunning finish and feel







# FOOD ENGINEERING OF COLD PRESSED JUICE

It is a process that enables the user to maintain all the original properties of fruit and vegetables, without applying heat. Since no heat is applied throughout the entire process, the user can retain the largest number of nutrients, vitamins and enzymes of the fruits and vegetables maximising their nutritional value and preventing their oxidation.

With this technology you can experiment and combine various ingredients to achieve combinations that can provide instant energy or a much needed detox or those that can accelerate your metabolism to aid weight management - the options are endless, try the ones that best adapt to your lifestyle.



# MORE THAN JUST JUICES!



Prepare a bottle of healthy and tasty nut milk



Make a healthy Chia seeds smoothie



Concoct a blend of your favourite essential oils



**MagnaFeed Inlet:**

83mm diameter of the inlet tube helps take in whole fruits like big apple, pear, oranges, etc. without hassles of cutting them .



**SmartFlow System:**

This system allows to mix and hold juice to get 100% mixed juice result when using more than one fruit / vegetable. Smart Cap controls the flow of the juice while pouring it out.




**Less Waste, More Juice:**

The residual juice that remains in the pulp waste is merely 20%. This means you can now get maximum juice output with Hafele's Cold Pressed Juicer.



**Single Button Operation:**

The hands-free "ON" button is used for continuous juicing. Use "REVERSE (REV)" button to clear out the MagnaFeed in case ingredients get stuck in the cavity.



**Gentle & Slow Squeezing:**

The auger made by FDA PMMA alloy, known for its strength and hardness rotates at a slow speed of 35 RPM to provide you with a taste closest to the original flavours of the fruits and vegetable without generating any heat in the process.



**Safety Locks:**

Multiple safety locks ensures that the machine works only when all the parts are connected properly.

- Slow and gentle rotation of 35 RPM
- Huge Ø 83 mm inlet for whole fruits
- SmartFlow system mixes and holds juice when using more than 2 kinds of ingredients
- Higher juice yield (more than 80%)
- Stainless Steel housing
- BPA free material
- Powerful AC motor with Copper windings for powerful performance and longer operating hours
- Power: 250 W

Article No: 535.43.530



For the connoisseurs of coffee and herbal teas, Hafele brings to you its Analog Electric Kettles Series that not only looks impressive on your kitchen countertops but is also extremely quick and efficient.

Both Dome and Queen Kettles, under the Analog Series, come with a temperature display slot for you to ensure that the water boils at the precise temperature as per your liking.

# HAFELE ANALOG<sup>®</sup> SERIES





# DOME KETTLE

The Dome Kettle comes with a high capacity (1.7L) to heat water and is equipped with removable limescale filters for easy cleaning.

The Stainless Steel body, inner water level markings, non-drip spout and sleek handle make the Dome Kettles extremely easy to use and durable. It is available in two colour options – Jade (matt grey) and Opal (metallic red).





**UK Strix Control Thermostat:**  
Equipped with the UK Strix Thermostat Control (the world's leading thermostat), Hafele's Analog collection of kettles with a concealed heating system provides you with precise temperature controls



**LED Indicator Light with On/Off Switch:**  
The kettles come with an LED light switch which indicates if it has been turned on or not.



**External water level indicator:**  
The external water level indicator on the kettles shows the water levels inside the kettle and thereby prompts you for a refill as and when required



**Temperature Analog Display:**  
Afraid of overheating the water in the kettle? Stress no more with the temperature display integrated in our new kettles you can now keep a watch and easily achieve the desired water temperature



**Boil-dry Protection:**  
This safety feature, integrated in the Dome and Queen Kettles, cuts-off the power when it senses that there is no water left in the kettle or that the water level is below the minimum level required (i.e. 0.7 L)



**Detachable micro-mesh filter:**  
The detachable fine mesh filters found in the spout of the Dome & Queen Kettles restrain all pieces of limescale in the kettle from being poured into your drink

- Volume: 1.7 L
- Power: 2150 W
- Food Grade Stainless Steel inner & outer body
- Analog temperature display
- UK Strix Control for precise heating
- Indicator light on switch
- Detachable Micro-mesh Filter
- External water gauge
- Automatic & manual switch off
- Boil-dry protection
- Colors: Opal (Metallic red ) & Jade (Matt grey)

Article No: 535.43.542 (Jade)

535.43.540 (Opal)



- Volume: 1.6 L
- Power: 2150 W
- Double lining of Stainless Steel and Plastic
- Analog temperature display
- UK Strix Control for precise heating
- Indicator light on switch
- Detachable micro-mesh Filter
- External water gauge
- Automatic & manual switch off
- Boil-dry protection
- Color: Royal white with rose gold highlights

Article No: 535.43.541



## QUEEN KETTLE

The Queen Kettle, with its royal white colour and rose gold accents, stands majestically with a capacity of 1.6 L serving more than eight drinks at a time.

The double-lined Stainless Steel and Plastic body, detachable micro-mesh filter, inner water level markings, non-drip spout, analog temperature display and an ergonomic handle make Queen an extremely easy to use and durable kettle.



# USE THE BOILING WATER FROM OUR KETTLES TO DO ALL THIS AND MUCH MORE..



Brew herbal tea



Cook instant noodles & soups



Prepare ready to eat oats

What would breakfasts be without a crisp warm toast and a sunny side up? For many, a slice or two of toasted bread with jam and butter is a breakfast staple and for many, especially working professionals, owing to the weekday hustle pretty much the only source of food till lunch. It therefore becomes imperative to ensure that at least the quality and preparation of this toast is not just up to the mark but superior.

Hafele brings to you its Amber Electric Toaster Series which includes the 2-Slot and 4-Slot Toaster Machines.

# HAFELE AMBER<sup>®</sup> SERIES

# AMBER COLLECTION


The new 2-Slot and 4-Slot Electric Toaster Machines come with 7 adjustable browning levels and enable you to not only prepare fresh crisp toasts but also to reheat the ones prepared previously. You can also defrost the freezer-stored bread in the new toasters.

The 2-Slot model from Hafele's Amber Series comes in two contemporary colours – Jade (matt grey) and Opal (metallic red) while the 4-Slot model is available in the Jade (matt grey) colour option.









**Easy to Use:**  
3 push button functions to reheat, defrost and cancel.

**Defrost Function:** Defrost freezer-stored bread slices as well as toast them on the go.

**Reheat Function:** Cold toasts are no fun! Reheat cold toasts with just a press of the button.

**Cancel Function:** Changed your mind? The toasting process comes to a halt once the cancel button is pressed.



**Adjustable Browning Control:**  
7 varied levels of browning for the perfectly toasted bread – allowing you to prepare toasts with the right degree of colour and crispness, just the way you like it



**Wide slots:**  
Slots with a width of 3.5 cm to cater to your taste of thick home-baked breads, tortillas, bagels, donuts, sliced bread and so much more



**Easy to Clean:**  
Easy-to-pull removable crumb tray feature aids in thorough cleaning inside and outside



**Dual-control system:**  
Independent control systems for both the pair of slots (in the 4-Slot Electric Toaster Model) provide convenience of using either 2 or 4 slots at once.

# WHY JUST TOAST BREAD WHEN YOU CAN DO SO MUCH MORE?



Defrost tortillas



Toast multigrain handmade breads



Toast papads



Reheat doughnuts



Defrost waffles



Toast handmade breads



## 4-SLOT TOASTER

- Slots-4
- 3 function buttons: Re-heat / Stop / Defrost
- Dual-control system: Individual system for 2+2 Slots
- Adjustable browning setting: 7 levels
- Stainless Steel Housing
- Power: 1350-1600W
- Removable crumb tray

Article No: 535.43.154 Jade (Matt grey)



## 2- SLOT TOASTER

- Slots – 2
- 3 function buttons: Re-heat / Stop / Defrost
- Adjustable browning setting: 7 levels
- Stainless Steel Housing
- Power: 930W
- Removable crumb tray
- Colors: Opal (Metallic red) & Jade (Matt grey)

Article No: 535.43.551 Jade (Matt grey)

535.43.550 Opal (Metallic red)







# DISH-WASHING APPLIANCES

To complete your kitchen needs, we introduce our range of built-in dishwashers under the Hafele Appliances series - you can now live a hassle-free, recreational kitchen experience leaving our machines to sort out the back-work for you!

Hafele Appliances energy efficient built-in dishwashers come as a respite to your cleaning chores in the kitchen; they look sleek and fit smartly into your kitchen cabinetry and work with a silent efficiency - you could almost be oblivious to their operation! Extremely hygienic and diligent, these dishwashers sweep your dishes clean off any food residue or bacteria there by reducing the risk of illness.

BUILT-IN  
DISHWASHERS



## **BUILT-IN DISHWASHERS FOR SPIC-N-SPAN HYGIENIC KITCHENS**

With an advanced mechanism and improved technology, Hafele Appliances dishwashers are trained to remove even the most rigid masala stains often left behind by aggressive Indian cooking. They are sensitive to different vessel materials and minimize the risk of breakages in a given cleaning cycle; and the child-lock feature makes these appliances child-proof when left unattended. These appliances come with a dual zone feature which allows you to place sensitive crockery.

# HAFELE APPLIANCES **BUILT-IN DISHWASHERS** **THAT CLEAN UP TO 99.9% GERMS!**

## High Capacity

These dishwashers can hold an impressive 14 place setting extremely apt for an average Indian family.

---

## Half Load

With the new Hafele Appliances dishwashers, you do not need to wait for the full load and can wash half the load with no restrictions of where to stack your dishes. This feature helps save 20% water and 10% energy, perfect for smaller households.

---

## Sound Engineered

The sound reducing material and high quality hydraulics components integrated create massive insulation within the Hafele Appliances dishwashers ensuring a silent wash.

---

## Precise and Efficient

These dishwashers are equipped with smart sensors that notice any perceived loss in water and immediately compensate it by ensuring optimal amount and circulation of water.

---

## Intensive mode

With the intensive mode on, the items in the lower rack are subjected to 20% more spray pressure at a higher temperature which is very useful for stubborn oily stains. Heavily soiled items like pots, pans and cookware can be washed in an intensive cycle with higher temperatures which helps break down the toughest stains.

---

## Powerful Jet Spray Arms

The leftover food in the dishes are flushed out of the system through high power jet sprays and fresh water is flushed into the system during the pre and post wash to give a clean wash.

---

## 100% Leak Proof

The Hafele Appliances Dishwashers come with a 100% leak proof guarantee. If ever a leak occurs, the sensor shuts down the machine immediately.

---

## Child Lock

The Hafele Appliances Dishwashers include a child lock that prevents children from opening the door.

## Sterilisation

The Hafele Appliances range of dishwashers delivers a hygienic wash capable of eliminating 99.9% bacteria and germs. The high temperatures of the dishwasher helps remove sticky residue, bacteria and germs.



## Height Adjustable Upper Basket

The height of the upper basket can be adjusted at different levels, offering flexible stacking of different types and sizes of plates, glasses and other dishes, even when fully loaded.








### Height Adjustable SoftTouch Shelves

They provide a gentle hold for fragile wine glasses via patented height adjustable shelves with soft touch materials.



### Glass Care Program


It is a 40°C gentle washing cycle specifically designed for your delicate glassware.

# GET USED TO MORE HYGIENE AND ENHANCED CONVENIENCE



### Low Water Consumption

The Hafele Appliances dishwashers consume as little as 9.5 – 10 Litres of water per wash compared to 60 Litres of water if you wash the same load by hand



### Effective Filtration System

The Fine Filter, Micro Filter and Coarse Filter allow 15% more water to circulate through the system.



### Additional Cutlery Shelf

Hafele Appliances Dishwasher offers immense flexibility and convenience for washing knives, forks, and other cutlery items.





### Auto

Smart sense wash for light to medium soiled crockery and dishes. Effective of the dried leftovers on the dishes and plates

Wash time : 120-180 Minutes (Depending on wash load)

### Intensive

Effective on heavily soiled dishes and utensils, and is effective on the dried leftovers on the dishes.

Wash Time : 180 Minutes

### Normal

Designed for medium soiled wash loads, such as pots, plates, glasses and lightly soiled pans.

Wash Time: 165 Minutes

### ECO

Standard daily cycle for normally soiled loads, such as pots, plates, glasses. The pre-wash is at regular room temperature.

Wash time : 175 mins

### Rapid

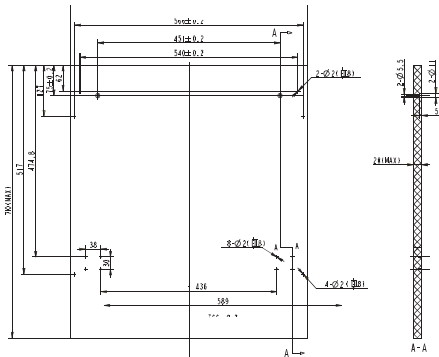
A shorter wash for lightly soiled loads that do not need drying.

Wash time : 40 minutes

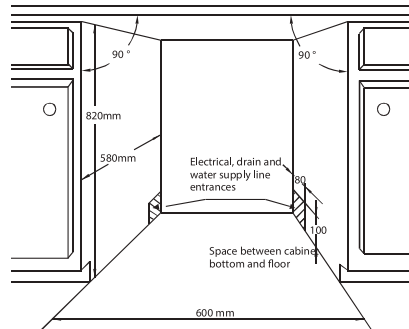
### 1Hour

For lightly soiled loads that do not need excellent drying efficiency.

Wash Time : 60 Minutes



Shutter Dimension



Cabinet Dimension

## SERENE FI 02

Fully integrated Dish Washer

Type Fully integrated

### Main Features

Capacity (place settings)	14
Energy Consumption (KWH)	1.06/ cycle
Water Consumption (L)	10L/ cycle
Energy Efficiency (EN50242)	A+
Cleaning Efficiency	A
Drying Efficiency	A
Noise Level	49db
Delay Start	3/6/9/12hours
Third Layer Cultery Basket	Yes
Half Load	Yes
Height adjustable upper basket	Yes
Child Lock	No

### Program

Program	6
Intensive	yes
Normal	yes
Eco	yes
1 Hour Express	yes
Glass	yes
Rapid	yes
Pre-Soak	Integrated with Program

### Controls

Type of control(Electronic\ Mechanical)	Electronic Control
Push button functions	Program, On/Off, half load, delay start

### Indicators

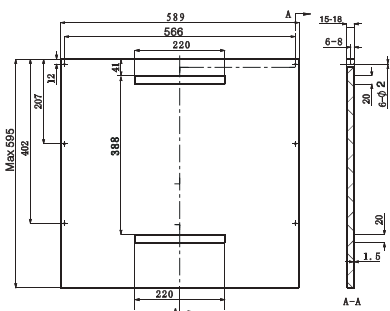

Functions of Indicator	Program, half load, rinse, salt, delay time, Power, error codes
------------------------	---

Functions of Display -

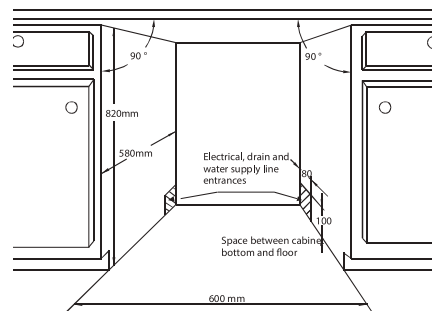
### Technical & Internal Specification

Removable top	No
Type of heating element	Hidden
Power of heat element(230V)	1800W
Filter type	E4 filter system
Filter material	Plastic+stainless steel
Tub material	AISI304
Color of basket(white/grey)	Grey
Spray arms	Upper & Lower & Top
Water softener	Yes, Electronic Adjustable
Drying system	residual heating dry
Type of inlet hose	Standard
Inlet hose length	1500mm
Outlet hose length(the all long)	1600mm
Outlet hose length(Expose length outside the machine)	1400mm
Approvals(TUV,EMC, etc.)	CE/GS/EMC
Connected load (W)	1760~2100
Voltage / (V)	220~240
Frequency (Hz)	50
Product Dimension (DXWXH) (mm)	598 X 570 X 815
Article No.	539.20.560





Shutter Dimension



Cabinet Dimension

## SERENE SI 02

Semi-integrated Dish Washer

Type Semi-integrated

### Main Features

Capacity (place settings)	14
Energy Consumption (KWH)	1.06/ cycle
Water Consumption (L)	10L/ cycle
Energy Efficiency (EN50242)	A+
Cleaning Efficiency	A
Drying Efficiency	A
Noise Level	49db
Delay Start	24hours
Third Layer Cutlery Basket	Yes
Half Load	Yes
Height adjustable upper basket	Yes
Child Lock	Yes

<b>Program</b>	7
Intensive	yes
Normal	yes
Eco	yes
1 Hour Express	yes
Glass	yes
Rapid	yes
Pre-Soak	Yes

### Controls

Type of control(Electronic\ Mechanical)	Electronic Control
Push button functions	On/off Program,start/ pause,delay, half load, Child Lock

### Indicators

Functions of Indicator	Program, Salt, Low Rinse Aid, Child Lock, Half load, Open faucet alarm
------------------------	--

Functions of Display	Remaining time, Error codes, Delay
----------------------	------------------------------------

### Technical & Internal Specification

Removable top	No
Type of heating element	Hidden
Power of heat element(230V)	1800W
Filter type	E4 filter system
Filter material	Plastic+stainless steel
Tub material	AISI304
Color of basket(white/grey)	Grey
Spray arms	Upper & Lower & Top
Water softener	Yes, Electronic Adjustable
Drying system	Residual heating dry
Type of inlet hose	Standard
Inlet hose length	1500mm
Outlet hose length(the all long)	1600mm
Outlet hose length(Expose length outside the machine)	1400mm
Approvals(TUV,EMC,etc.)	CE/GS/EMC
Connected load (W)	1760~2100
Voltage / (V)	220~240
Frequency (Hz)	50
Product Dimension (DXWXH) (mm)	598 X 570 X 815
Article No.	539.20.540

Hafele's New Freestanding Dishwasher Range is a hygienic and quiet alternative to your regular washing. These dishwashers have impressive capacities with 12 place settings, aptly suited for average Indian households. The adjustable upper and lower baskets and the separate cutlery basket guarantee maximum space optimization inside these dishwashers!

# FREESTANDING DISHWASHERS



Juggling numerous tasks at home and work can be a bit overwhelming especially when you do not have the right appliances that help take care of your daily mundane activities at home. Hafele's premium appliances range equips you with the choice of concentrating on activities that really need your attention. With our range of appliances you can go about your day without the added stress of doing that big batch of laundry or cleaning your utensils.

Besides, they also have the option of functioning at half load, which is an energy saving solution when you have less dishes to wash! The SoftTouch shelves of the dishwashers

prevent scraping and scratching of utensils.

The Aqua 12S and Aqua 14X Dishwashers come with built-in programs which provide you with the flexibility of washing your dishes depending on their material and how soiled they are. There is a glass care program especially designed for your delicate glassware and an intensive program to take care of the toughest stains on your pots and kadhais. The temperatures and time duration for different programs vary according to the dishes you choose, such as pots, glasses, plates etc., ensuring 99.9% germ-free cleaning of any utensil you put inside. Each washing cycle

is followed by an efficient drying cycle which gives you dishes that are ready-to-use. The sound engineering technology of these dishwashers doesn't cause a disturbance in the background when all you want to do is spend some time with your family or take an afternoon siesta! Time and peace are luxuries you can now afford with Hafele's new Aqua 12S and Aqua 14X Dishwashers!





# ACTIVE CLEAN TECHNOLOGY

The dishwasher is equipped with active clean technology that combines.

- High temperature wash with **70°C wash & rinse cycles.**
- Additional high temperature Rinse cycle.
- Three powerful Spin-Spray arms to cover all the nook and corner of the dishes during wash.
- **99.99% germ free** dishes due to consistent temperature of above 60°C during wash cycles.



# MAKE WAY FOR MORE UTENSILS

AQUA 14XL is bigger and can accommodate more utensils. With a dedicated space for cutlery, the bottom basket can now accommodate more dishes like plates, pots and pans. You can load approximately **160 utensils\*** in this dishwasher.

\*160 utensils in Aqua 14XL



# ORGANIZE THE CUTLERY\*

A dedicated cutlery tray for spoons, knives, spatula and forks that can make a whole difference in the organization of these smaller items. Its much easier to stack and place the cutlery in this dedicated rack, instead of a cutlery basket, that would have otherwise occupied a large space at the bottom rack of the dishwasher. This will allow you to stack up some kadai / pan on the lower basket.

# CUTLERY BASKET



12 Soup Spoons

12 Forks

12 Knives

12 Tea Spoons

12 Dessert Spoons

2 Serving Spoons

1 Serving Fork

1 Gravy Ladle

\*For Aqua 12S

# STEEL FOR A STAINLESS WASH!

Stainless steel drums perform well in both hot and cold temperatures. The high temperature washes can only be sustained for the longer period of time only with a high quality stainless steel tub without a welded or a plastic base or patch inside the drum. Hafele makes all its dishwashers with 100% Stainless Steel drum.

The hybrid drums (also called polinox drums) available in the market gets easily worn out within a year of wash cycles. The hybrid drum has a shorter lifespan owing to a higher wear and tear due to high temperature wash cycles. Steel is strong and also food safe that will never fail even when exposed to temperatures, grease, oil and acids present in the cooking spices.



# QUIETER WASH CYCLES

The advanced dishwasher motor is designed to give you a quieter dishwashing experience. You can enjoy a peaceful time in your kitchen while the dishes are washed alongside. **49dBA noise level** at max. is what you can expect from a Hafele dishwasher.

# SOFT TOUCH SHELVES!

The soft touch shelves are designed to provide a firm yet gentle hold for the dishes you load in the dishwasher in order to avoid any scratch and abrasion during loading, unloading and wash cycles. These are nylon coated steel shelves that are very easy to clean. These shelves are very smooth therefore they glide away the water or any stain. Wipe them clean with a soft cloth in case they are damp.





# ADAPTABLE RACKS

The baskets of the dishwashers are designed to accommodate tall or short glasses. The adjustable racking system can make way for crockeries of different shapes and sizes.

# NO MORE WET UTENSILS

Hafele Dishwashers have an integrated drying function with the wash cycles. The drying cycle ensures that the moisture from the utensils are drawn out once the rinsing is over. The fan assisted drying is activated after the final rinse cycle.



# DELAYED START PROGRAM

You can time your wash cycle by choosing to start your program after 3 / 6 / 9 hours of delayed time. This feature is useful when you want to accumulate dishes over the day and want to start the dishwasher at a certain time to ensure you get readily cleaned dishes available at the time you need.



# ONE & DONE!

Hafele dishwashers come with tablet dispensing option, that gives you an easy way to wash the dishes without worrying about the salt and rinse aid\*. Just pop in one tablet in the dishwasher detergent compartment and start the desired program.

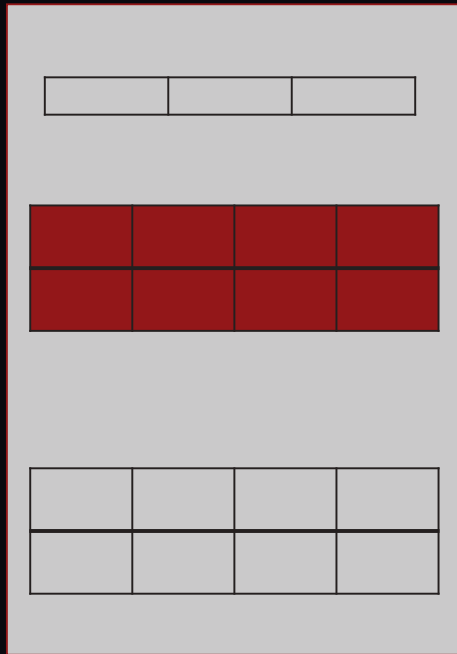
\*Note:

I- In case you are washing glassware or plastic, it is recommended to load rinse aid to aid the drying process and avoid clouding on the glass surface

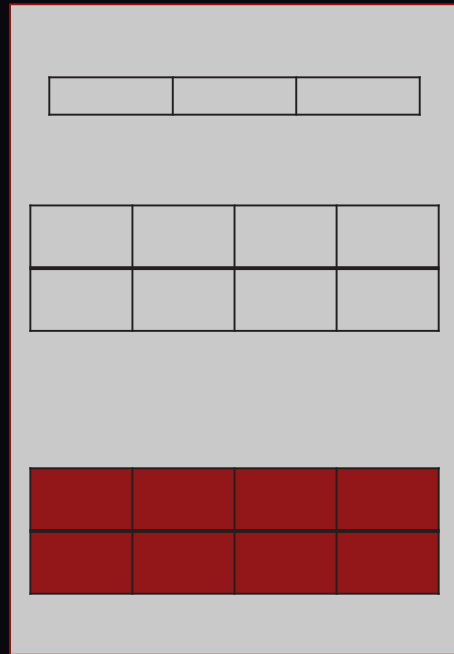
II- In case the water hardness level in your area is very high, it is recommended to use salt to soften the water for an effective wash cycle.




# CHOOSE ANY ZONE



Only upper basket  
(1/2 Load)



Only lower basket  
(1/2 Load)



All three zones  
(Full Load)

Hafele Dishwashers give you complete flexibility to choose any zone for wash. So essentially a half load program can run for bottom basket or a top basket depending upon your requirement.



## INTENSIVE CLEAN FOR KADAI & PANS

High temperature washing and rinsing program comes to the rescue when it is about the cleaning of highly greasy and soiled dishes.

Whether it's a over-heated stains on your kadais or frying pans, the new Aqua 14XL does the job for you with the intensive program cycle.

Intensive Program

Pre-wash (50oC) → Wash (60oC) → 3x Rinse (70oC) → Dry

## REGULAR WASHDAYS

During the regular days of cooking when you have medium load of utensils to wash and the dishes are not heavily soiled or greased, you can use the normal wash program that is adept to handle medium soiled mixed loads of dishes.

Normal Program

Pre-wash (45oC) → Wash (55oC) → 2x Rinse (65oC) → Dry





## ALL CLEAN IN 90 MINS

The 90 min program intensifies the wash performance for medium soiled dishes. It kick starts with the washing cycle and ensures a 100% clean and germ free dishwashing for you!

90 Min Program

Wash (65oC) → 2x Rinse (65oC) → Dry

## THE GREEN WASH

Special wash program "ECO WASH" is designed to give you a 100% clean and germ free dishes with minimal water and electricity consumption. The ECO mode can wash Medium soiled dishes with 11L of water and less than 1 unit of energy consumption.

ECO Program

Prewash → Wash (45oC) → Rinse (65oC) → Dry





## NO TIME TO WAIT!

Get clean dishes in just 30 mins. The rapid program speeds up the washing cycle for a lightly soiled medium load of dishes. For a serving size for 2-3 persons and for lightly soiled dishes this program can be used to reduce the waiting time for dish cleaning. The dishes will still be washed at 60°C to give you a better cleaning result.

30 Min Program

Wash (45°C) → 2XRinse (55°C)

## SEE THROUGH THE GLASS!

Glassware and crystal wares must be treated and washed separately. Glass wares have always been given a separate treatment even while washing with hands. The Glassware needs a mild temperature and lower spray pressure yet a good dose of rinse aid to keep its sheen intact.

Glass Program

Pre-wash (30°C) → Wash (40°C) → 2x Rinse (60°C) → Dry





## AQUASMART

Low water consumption of 11L without compromising wash results

## PROHYGIENE + WASH

High temperature multiple rinse cycle (upto 3 times) kills 99.9% Germs




## HEATPRO+

Gives a 100% dry utensil after wash

## SOFTTOUCH SHELVES

Provides gentle hold for fragile glass wares & crockeries



## ADDITIONAL CUTLERY TRAY

Organized wash performance

## ANTIFOG TECHNOLOGY

Glass Care Program



## 100% STAINLESS STEEL DRUM

for long lasting performance

## PROSILENT MOTOR

Low noise Level of 49dBA







#### ECO:

Most economical washing program for medium soiled daily dishes that are kept waiting.

Cycle: : Prewash → Wash (45°C) → Rinse (65°C) → Dry  
Degree of Soiling: Medium; Wash time: 190 mins;  
Power Consumption: 0.93 kWh; Water Consumption: 11L

#### RAPID 30:

Suitable for lightly soiled daily dishes that are scraped or pre-cleaned.

Cycle: Wash (45°C) → 2X Rinse (55°C)  
Degree of Soiling: Low; Wash Time: 30 Minutes;  
Power Consumption: 0.75kWh; Water Consumption: 11L

#### INTENSIVE:

Designed for highly soiled wash loads, such as pots, plates and woks (kadai).

Cycle: Pre-wash (50°C) → Wash (60°C) → 3x Rinse (65°C) → Dry  
Degree of Soiling: High; Wash time: 170 mins  
Power Consumption: 1.6kWh; Water Consumption: 18.5L

#### NORMAL:

For high-medium soiled utensils. Ideal for daily wash of a load of utensils used for regular cooking

Cycle: Pre-wash (45°C) → Wash (55°C) → 2x Rinse (65°C) → Dry  
Degree of Soiling: Medium; Wash time: 180 mins  
Power Consumption: 1.3kWh; Water Consumption: 15L

#### 90 MINS WASH:

For medium soiled mixed loads that do not need excellent drying efficiency.

Cycle: Wash (65°C) → 2x Rinse (65°C) → Dry  
Degree of Soiling: Medium/Light; Wash time: 90 mins;  
Power Consumption: 1.02kWh; Water Consumption: 12.5L

#### GLASS:

For medium soiled mixed loads that do not need excellent drying efficiency.

Cycle: Pre-wash (30°C) → Wash (40°C) → 2x Rinse (60°C) → Dry  
Degree of Soiling: Light; Wash time: 60 mins;  
Power Consumption: 0.9kWh; Water Consumption: 14.5L



# LOADING & ORGANIZATION OF DISHES IN AQUA 14XL



You can load 14 Dessert Dishes (7)

You can load 14 Dinner Plates (8)


You can load 14 Soup Plates (9)

You can load 1 Big Oval Rice Plate (10)

You can load pot / pan / Kadai(5)

You can load 1 saucer (2)

You can load 1 small Serving bowl (4)



You can load 11 Cups (1)

You can load 13 saucers (2)

You can load 14 Glasses (3)

You can load 1 Big Serving Bowl (6)



14 Soup Spoons

14 Forks

14 Knives

14 Tea Spoons

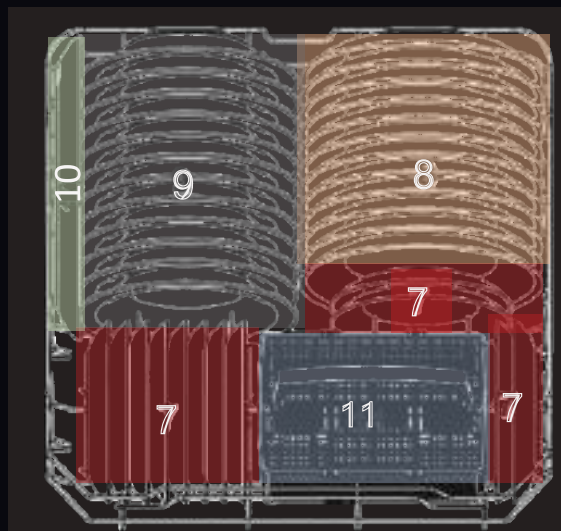
14 Dessert Spoons

4 Serving Spoons

2 Serving Forks

1 Gravy Ladle

# LOADING & ORGANIZATION OF DISHES IN AQUA 12S



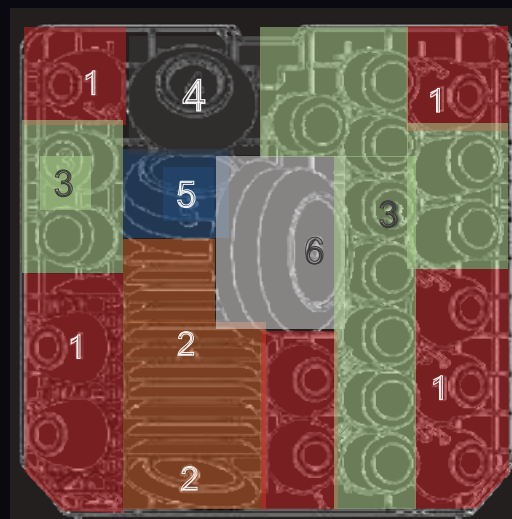
You can load 12 Dessert Dishes (7)

You can load 12 Dinner Plates (8)

You can load 12 Soup Plates (9)

You can load 1 Big Oval Rice Plate (10)

Cutlery Basket for Safe Placement of Knives, Spoons and Fork (11)



You can load 12 Cups (1)

You can load 12 saucers (2)

You can load 12 Glasses (3)

You can load 1 Serving Bowls (4)

You can load 3 Medium Serving Bowls(5)

You can load 3 Big Serving Bowls (6)



12 Soup Spoons

12 Forks

12 Knives

12 Tea Spoons

12 Dessert Spoons

2 Serving Spoons

1 Serving Forks

1 Gravy Ladle

## Changing program in the middle of the cycle:

A wash cycle can only be changed if it has been running for a short time otherwise, the detergent may have already been released and the dishwasher may have already drained the wash water. If this is the case, the dishwasher needs to be reset and the detergent dispenser must be refilled. To reset the dishwasher, follow the instructions below:

1. Press the Start/Pause button to pause the washing.
2. Press program button for more than 3 seconds - the program will cancel.
3. Press the program button to select the desired program.
4. Press the Start/Pause button, after 10 seconds, the dishwasher will start



## Adding a Utensil after the wash cycle starts:

A forgotten utensil can be added any time before the detergent dispenser opens. This can be done with the following steps:

1. Press the Start/Pause button to pause the washing.
2. Wait 5 seconds then open the door.
3. Add the forgotten dishes.
4. Close the door.
5. Press the Start/Pause button after 10 seconds, the dishwasher will start.











<b>AQUA 14XL</b> Freestanding Dishwasher	
Installation	freestanding
Color	silver
Capacity (place settings)	14
Performance	A++
Noise (dBA)	49
<b>Controls</b>	
Control	Button Control
Functions	On/Off,Program,Half Load/Child lock,Start/Pause,Delay
Delay timer (hour)	3/6/9H
Child Lock	Yes
Program	Intensive, Normal, Eco,Glass, 90Min, Rapid
Program Number	6
Function	Half load
<b>Indicators</b>	
Type of indicator	LED Light
Color of indicator	White
<b>Technical &amp; Internal Specification</b>	
Voltage / V	220-240V
Frequency/Hz	50
Off mode(unit:W)	0.45
Left on mode(unit:W)	0.49
Rated power	1760~2100W
Inlet water pressure (Mpa)	0.04~1
POWer Cosummpion	0.93 Units / Cycle (ECO)
Water softener	Yes
Drying System	residual heating dry
Type of inlet hose	standard PEX
Temperature of inlet hose(cold water/hot water)	cold water

Power Cord Length 1500mm

Inlet hose length 1500mm

**Baskets**

Number Of Racks 3

Spray arms(Upper+Lower / Upper+Lower+top) Upper+Middle+Lower

Product Dimension (W× D× H) mm 598 X 600 X 815

Article No. 539.20.610





AQUA 12S Freestanding Dishwasher	
Installation	freestanding
Color	silver
Capacity (place settings)	12
Performance	A++
Noise (dBA)	49
<b>Controls</b>	
Control	Button Control
Functions	On/ Off, Program, Half Load/Child lock, Start/Pause, Delay
Delay timer (hour)	3/6/9H
Child Lock	Yes
Program	Intensive, Normal, Eco,Glass, 90Min, Rapid
Program Number	6
Function	Half load
<b>Indicators</b>	
Type of indicator	LED Light
Color of indicator	White
<b>Technical &amp; Internal Specification</b>	
Voltage / V	220-240V
Frequency/Hz	50
Off mode(unit:W)	0.45
Left on mode(unit:W)	0.49
Rated power	1760~2100W
Inlet water pressure (Mpa)	0.04~ 1
POWER Cosummmption	0.9 Units / Cycle (ECO)
Water softener	Yes
Drying System	residual heating dry
Type of inlet hose	standard PEX
Temperature of inlet hose(cold water/hot water)	cold water

Power Cord Length	1500mm
Inlet hose length	1500mm
<b>Baskets</b>	
Number Of Racks	2
Spray arms(Upper+Lower / Upper+Lower+top)	Upper+Lower
Product Dimension (W× D× H) mm	598 X 600 X 815
Article No.	539.20.550

Aqua mini pars the performance of a full size dishwasher in a compact size that can accommodate in smaller kitchen space for dishwashing utilities. Loaded with 6 programs and a self cleaning program the dishwasher makes for a perfect dish cleaning companion for a modern and busy family.



# COUNTERTOP DISHWASHER



# AQUA MINI

There are some decisions in life that we wish we had made differently. While we can easily adapt and change a few to rig their ultimate outcome in our favour, there are some we simply can't! Changing the layout of an already set kitchen is just one of those things unless you plan on undertaking a renovation. So, what happens if there is a sudden need to include a new appliance to your set kitchen but you have no space available to do so? When it comes to appliances, features such as adaptability in terms of size, unmatched functionality and efficiency are fast becoming crucial.

Häfele introduces the Aqua Mini Dishwasher to its Premium Range of Appliances, an appliance that doesn't require you to make any change to your existing kitchen while providing you with the operations and versatility of a standard high-end dishwasher. The new model is not only a compact freestanding variant but also fits on your kitchen countertop with ease. Ideal for a family of 4 members, the new Aqua Mini Dishwasher can clean up to 75 utensils\* in one wash and comes equipped with Active Clean Technology which kills 99.99% germs at a high temperature wash.

Its dedicated wash programs can be set to clean different types of utensils depending on the degree of soiling – from a highly soiled kadhai to a delicate wine glass, there is nothing Aqua Mini cannot clean, including itself! The self-cleaning program takes care of the dishwasher once it is done washing the utensil load for the day. The intuitive digital interface helps keep track of the time remaining for the wash cycle to complete and showcases details of the ongoing program.

At 49 dBA, Aqua Mini works silently while you go about completing other tasks in peace. With an energy rating of A++ and 25% less electricity and water consumption\*\*, this technologically laden dishwasher is 'the' go-to product for any contemporary kitchen. Use Häfele's Range of Dishwasher Additives with the Aqua Mini Countertop Dishwasher to get clean, germ-free dishes after every wash!





## DIGITAL DISPLAY

Aqua Mini has an advanced digital display that enables you to see the current selections and the time remaining for the dishwashing cycle to end.

The premium one touch makes it very easy to select the choice of program you wish to run or want to use the reload function.





## WASHING EFFICIENCY

Aqua Mini brings to you the same efficiency of a highly efficient full size dishwasher in a compact size.

Highly efficient working principal not only limits the consumption per cycle under 1 unit of electricity, but also manages to work with low water consumption of less than 8 litres.\*

\*Based on full load of Eco Mode

## HIGH PERFORMANCE

Hafele Aqua Mini dishwasher powers the wash with a high pressure motor for jet spray that is capable of generating the flow rate of 45L/min. This generates a very high pressure to swipe out grease and grimes from the dishes within short span of time.



## NO MORE CLOGGING!

The efficient draining system in the Aqua mini dishwasher drains out the excess water that might get collected due to the food residue collected or clogged in the outlet pipe. The drain pump can release these clogged residue with a water flow rate of 13L / min.





## SELF CLEANING PROGRAM

50-min high temperature self-cleaning cycle, helps to keep your dishwasher fresh and clean. This cycle provides a high pressure and high temperature washing of the internal compartment of the dishwasher while cleaning the tub, filters, jets baskets and the drain system for a clog-free and everfresh dishwasher!





# 7 Powerful Wash Programs

1



## INTENSIVE CLEAN FOR KADAI & PANS

High temperature washing and rinsing program comes to the rescue when it is about the cleaning of highly greasy and soiled dishes.

Whether it's a over-heated stains on your kadais or frying pans, the new Aqua Mini does the job for you with the intensive program cycle.

Intensive Program  
Pre-wash (50°C) → Wash (65°C) → 3x Rinse (70°C) → Dry  
Water Consumption: 12.5L  
Power: 1.25kWh  
Time of wash: 160 mins

## NORMAL PROGRAM FOR REGULAR WASHDAYS

During the regular days of cooking when you have medium load of utensils to wash and the dishes are not heavily soiled or greased, you can use the normal wash program that is adept to handle medium soiled mixed loads of dishes.

Pre-wash (45°C) → Wash (60°C) → 2xRinse (68°C) → Dry  
Water Consumption: 12.5L  
Power: 1.05kWh  
Time of wash: 150mins

2





**3**



### ALL CLEAN IN 90 MINS

The 90 min programs intensifies the wash performance for medium soiled dishes. It kick starts with the washing cycle and ensures a 100% clean and germ free dishwashing for you!

Wash (65°C) → 2xRinse (68°C) → Dry  
 Water Consumption: 11L;  
 Power: 1.15kWh  
 Time of wash: 90mins

### THE GREEN WASH-ECO WASH


Special wash program “ECO WASH” is designed to give you a 100% clean and germ free dishes with minimal water and electricity consumption. The ECO mode can wash Medium soiled dishes with 8L of water and less than 1 unit of energy consumption.

Prewash → Wash (45°C) → Rinse (65°C) → Dry  
 Water Consumption: 8L  
 Power: 0.72kWh  
 Time of wash: 185mins

**4**



5



## NO TIME TO WAIT!

Get clean dishes in just 30 mins. The rapid program speeds up the washing cycle for a lightly soiled medium loads of dishes. For a serving size for 2-3 persons and for lightly soiled dishes this program can be used to reduce the waiting time for dish cleaning. The dishes will still be washed at 55°C to give you a better cleaning results

### 35 MIN PROGRAM

Wash (45°C) → 2X Rinse (55°C)

Water Consumption: 7L

Power: 0.52kWh

Time of wash: 35mins

## SEE THROUGH THE GLASS!

Glassware and crystal wares must be treated and washed separately. Glass wares have always been given a separate treatment even while washing with hands. The Glassware needs a mild temperature and lower spray pressure yet a good dose of rinse aid to keep its sheen intact.

### GLASS PROGRAM

Pre-wash (30°C) → Wash (45°C) → 2x Rinse (60°C) → Dry

Water Consumption : 10.5L ; Power 0.7kWh

Time of wash : 95 mins

6



7



## SELF CLEANING CYCLE

The self cleaning program provides an effective cleaning and sterilization of the dishwasher as a regular part of hygiene maintenance of the machine. The program runs for a several minutes to clean any left over dirt and grim inside your dishwasher. It is recommended to run the program without any loading of the utensils and rinse-aid inside the dishwasher.

Wash (70°C) → 2XRinse (65°C) → Dry

Water Consumption: 7L

Power: 0.8kWh

Time of wash: 50mins

**H'AFELE**



P1



P2



P3



P4



P5



P6



P7

### ACTIVE CLEAN TECHNOLOGY

99.99% Germ free dishes



### FULL STAINLESS STEEL DRUM

For a long lasting professional wash



### QUIETER WASH CYCLES

49dBA for washing and drying



### HIGH PERFORMANCE DRYING

Integrated with every wash cyclesSoft




### SOFT COATED RACKS

For a scratch free wash and soft holding



### DELAYED PROGRAM OPTION

0-24 hours of delayed wash programs



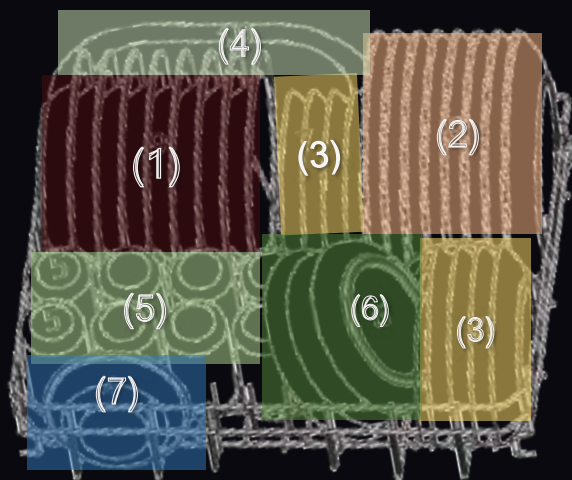
### A++ WASHING EFFICIENCY

Consumes less electricity and water





## LOWER BASKET LOADING



You can load 8 Soup Plates - (1)

You can load 8 Dinner Plates (2)

You can load 8 dessert Dishes (3)

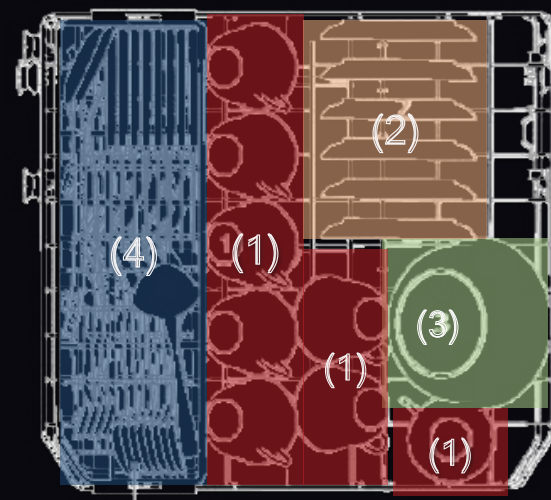
You can load 1 Big Oval Rice Plate (4)

You can load 3 Large Serving Bowls (6)

You can load 8 Glasses (5)

You can load 2 Saucers (7)

## UPPER BASKET LOADING



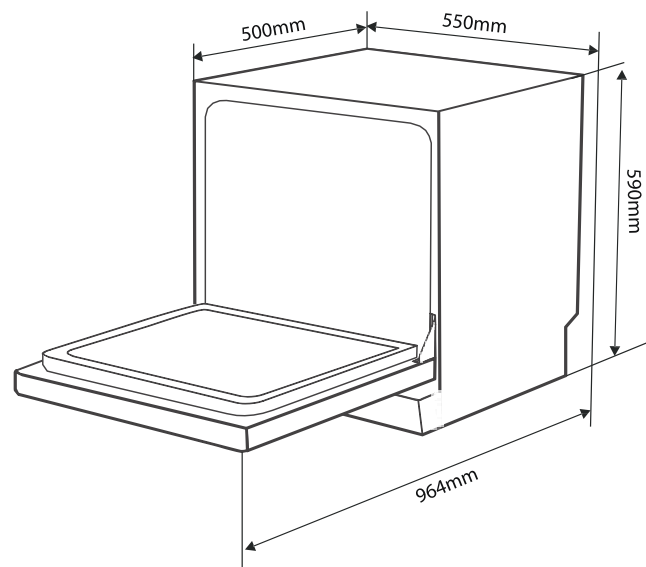
You can load 8 Cups - (1)

You can load 6 saucers (2)

You can load 1 medium serving bowl (3)

You can load Cutlery in the cutlery rack mounted on top shelf (4)





## AQUA MINI

Free standing Dish Washer

Installation	Freestanding
<b>Color</b>	Silver
Capacity (place settings)	8
Performance	A++
Noise (dBA)	49
Controls	Button
Functions	On/Off, DELAY, Program, start/pause
Delay timer (hour)	3/6/9H
Program	Intensive, Normal, Eco, Glass, 90 Min, Rapid, Self-Cleaning
Program Number	7
<b>Indicators</b>	
Type of indicator	LED display + LED indicator
Color of indicator	Red
Water Sensor	Flowmeter
<b>Technical &amp; Internal Specification</b>	
Voltage / V	220-240V
Frequency/Hz	50
Off mode(unit:W)	0.45
Left on mode(unit:W)	0.49
Rated power	1475W
Inlet water pressure (Mpa)	0.04-1.0MPa
Power Consumption	0.72 kWh (Eco Mode full load wash)
<b>Water softener</b>	Yes
Drying System	Residual heating dry
Type of inlet hose	standard PEX
<b>Temperature of inlet hose(cold water/hot water)</b>	cold water
Power Cord Length	1500mm

Inlet hose length	1500mm
Outlet hose length(the all long)	1750mm
Outlet hose length (Expose length outside the machine)	1500mm
<b>Baskets</b>	
Number Of Racks	2
Spray arms(Upper+Lower / Upper+Lower+top)	Upper+Lower
Foldable bottom plate racks	Yes
Product Dimension (W× D× H) mm	550 X 500 X 595
Article No.	538.21.300





# LAUNDRY CARE

After an advanced wash, if clothes are left to dry in the open they are again susceptible to catching infection from the surroundings. This completely defeats the purpose of having a technology-packed washing machine. Hafele offers you the combined advantage of washing and drying results in one machine. **Hafele's Washer Dryer Combo** comes with easy load options and smart programs giving you maximum flexibility for your laundry even with different kinds of clothes like cotton, wool, synthetic as well as delicate fabrics like silk and satin. You also get the freedom from draining water from the condenser box after every wash. Hafele's washer dryer combo is one of the most efficient combo machines with the condenser drying technology giving you maximum flexibility to choose time or energy saving programs.

Washer Dryer Combo with Antiallergenic & Stain Selection Program

WASHER DRYER COMBO

100% DRY

JUST WASH AND WEAR



# DON'T LIMIT YOUR OUTDOOR ACTIVITY

## Allergy Safe<sup>®</sup> Wash

The clothes you wear throughout the day go through invariable interactions with pollens, spores and other micro bacterial germs that stay on the fabric till it is duly treated and cleaned.

A regular wash cannot rinse out these micro bacterial particles from the clothes. Hafele washing machines and washer dryer combos comes with special allergy safe wash programs that can effectively clean these particles.

Thanks to their custom drum movements, sensitive temperature control and additional rinse and spin cycles, you can get premium hygienic cleaning results for all your laundry.

# KINDS OF POLLUTANTS AND ITS EFFECTS



Pollen is one of the most common triggers of seasonal allergies. Many people know pollen allergy as “hay fever.” The affected person can have symptoms like itchy and runny nose, red and watery eyes.



Usually during high humidity season, spores and molds are formed from the traces of dust present in the clothes. The spores cause itchy skin with rashes.



Ultra fine particles like pet's hair, fine fabric lint, etc. can also be a cause of inflamed respiratory tracks. People suffering from asthma are highly prone to these kind of particles.



# THE CONDENSER DRYING TECHNOLOGY



## **FASTER DRYING**

Compared to the standard vented dryers, the condenser dryer takes 40% less time to dry an equivalent load of the laundry. To dry a 6Kg wash load in the condenser dryer it takes less than 3 hours whereas the vented dryer takes 4 hours or more for the same.



## CAN HANDLE HIGHER LOADS

Condenser dryers are vital machines to handle higher drying loads within a less time frame.

Hafele washer dryer combo can undertake and complete washing and drying of a 6 kg cotton clothes load in less than 285 mins (5 hours). Drying of 6 kg wash load can happen in less than 168 mins (less than 3 hours).

## PROFESSIONAL DRYING RESULTS

The condenser dryer dries out 99% of the moisture. Whereas vented dryers are not as efficient as the condenser dryers. The moisture retention in vented dryer is 85% - 90%.



# SPECIAL WOOL PROGRAM

An incredible winter coat or cashmere sweater is an investment, so of course we'd want to protect it. Yet how exactly to care for our winter clothes seems to be a mystery - Should everything be dry cleaned? Can anything be put in the wash?

Hafele's Washer Dryer Combo brings you the Special Wool Program that takes care of your precious woolens. This specially designed program gives a gentler mechanical movement and restricts the water temperature up to 40 degrees. The program for wools runs for 44 mins for a 2 kg load. You can also select the stain levels in woolens to get a hygienic wash.



# ECO LOGIC SYSTEM

The multiple sensors and microprocessors chipped inside the Hafele's washer dryer combo intelligently identify the wash load, water pressure and adjust the cycle accordingly.

During the half load cycle, the washing machine adjusts the intake of water and the wash time. This optimizes the consumption of water and energy, thus making the washing exercise super efficient.



# A COMPLETE LAUNDRY CARE SOLUTION



## STAIN LEVEL SELECTION

This program gives you the complete charge of cleaning your laundry your way !

This unique program is provided to ensure that the tough stains are taken care of without giving harsh treatment to clothes. While you select this function, the machine will incorporate an additional pre-wash function and adjust the temperature level based on the fabric and stain-level you have selected. There are 8 programs that allow you to select this function.





# MULTIPLE DRYING LEVEL

The Hafele Washer Dryer model has integrated 4 drying programs for cotton and additional 3 levels of drying for laundry other than cottons.

You can select drying levels along with 13 wash programs to get an end to end washing and drying result as per your choice.



# 15 SMART WASH PROGRAMS

15 Smart Wash programs to obtain the best wash results for cotton, synthetic, woolens and delicate clothes.






## QUICK'30 PROGRAM

The special program is optimised to lightly wash soiled garments in just 30 minutes.

## SMART FOAM CONTROL

Can detect if there's too much foam in your washing machine and reduces it automatically, thereby caring for your skin and improving the quality of your laundry.





## LIQUID DETERGENT COMPARTMENT

The special compartment is designed for alternative detergent use, and is compatible with liquid and concentrated liquid detergents.

## SUPER-WIDE DOOR

The 310cm wide door opening for easy loading & unloading of clothes.




## AUTO RESTART



Specially developed auto restart feature allows the washing machine to continue the wash cycle in safe conditions when the electricity resumes after power cut-offs.

## SMART MOTOR



Hafele's NSmart™ motor technology cleans even the toughest stains - with lesser noise and higher durability.

## OVERFLOW CONTROL



The water level sensor measures water level deviations in the drum and drains automatically when the required level is exceeded.







## MARINA 8614 WD

Freestanding Washer Dryer Combo Machine

Capacity	8kg Wash / 6kg Dry
Energy Consumption	Energy Efficiency Class Washing A++ Drying Efficiency Class B

Wash Ratio	A
Moisture Ratio (%)	99.99%
Power Consumption (Washing)	0.90 kWh/Cycle
Water Consumption (Washing)	48L/Cycle

### Features

Max. Spin Speed	1400RPM
Program Knob Selection	√
Door Open Angle	180°
Door Diameter (Inner)	30 cm
Volume of Inner Tub	60L
Standard Cycle Time 224 mins	224 mins

### Performance & Safety

Display	
Display Type	7 Segment-LED
Display Color	White
Fault Check Display	√
Performance	√
PTC Door Lock	√
Anti Allergy Program	√
Anti Foam Control	√
Power interruption Memory	√

### Safety

Overheating Control	√
Auto Balance System	√
Overflow Control	√

### Specifications

Noise Level(dB)	Wash 58 Dry 64
Dimensions (W X D X H) mm	Net 597 X 582 X 845 Gross 655 X 684 X 890
Weight(kg)	Net 79 Gross 82
Article Number	533.93.510





## MARINA 7512WD

Freestanding Washer Dryer Combo Machine

Capacity	7kg Wash / 5kg Dry
Energy Consumption	Energy Efficiency Class Washing A++ Drying Efficiency Class B

Wash Ratio	A
Moisture Ratio (%)	99.99%
Power Consumption (Washing)	0.98 kWh/Cycle
Water Consumption (Washing)	42L/Cycle

### Features

Max. Spin Speed	1200 RPM
Program Knob Selection	√
Door Open Angle	180°
Door Diameter (Inner)	30cm
Volume of Inner Tub	56L
Standard Cycle Time 224 mins	300 mins

### Performance & Safety

Display	
Display Type	LED DISPLAY
Display Color	White
Fault Check Display	√
Performance	√
PTC Door Lock	√
Anti Allergy Program	√
Anti Foam Control	√
Power interruption Memory	√

### Safety

Overheating Control	√
Auto Balance System	√
Overflow Control	√

### Specifications

Noise Level(dB)	Wash 58 Dry 66
Dimensions (W X D X H) mm	Net 595 X 470 X 850 Gross 655 X 555 X 885
Weight(kg)	Net 64 Gross 67
Article Number	533.93.020





# CORAL 086S

FREESTANDING WASHER DRYER COMBO MACHINE





# LEAVE THE “**STAIN FIGHT**” TO THE **EXPERTS!**

## CORAL 086W PLUS WASHER DRYER

Two-for-one sounds great ! the powerful duo combination of a washer and a dryer in one machine can actually get the job done without having you accommodate two machine for each task.. Lets find out more !



# 16 SMART WASH PROGRAMS



→ Soak

This function will hold the water (first intake) for 20 mins to soak the clothes. The tumbling will start after 20 mins.

→ Extra Wash

Select it when the clothes are very dirty and soiled. This can increase the washing time and intensity to increase the washing effect

→ Extra Rinse

The laundry will undergo extra rinse once you select it. Ideal to wash off extra detergent fragrance harmful for asthma patients

→ Pre Wash

This function gives you an extra wash before main wash and is suitable for washing the dust which rises to surface of the clothes; You need to put the detergent into the Case (I) when selecting it.

→ Speed Wash

This function will hold the water (first intake) for 20 mins to soak the clothes. The tumbling will start after 20 mins.

→ Anti-crease

Anti-crease function can be used to reduce the wrinkles of clothes.

→ Delayed Start

Activate the delayed program for 0-24h as per the time suited for your laundry chores



# DRYING OPTIONS

The CORAL Plus Washer dryer has a condenser drying technology which results in fast and efficient drying of clothes. There are 4 intensities or modes of drying that can be used when using a drying program.



## Extra Dry

Activate this mode for up to a 100% dry clothes that can be worn immediately after wash. This is an intensive drying mode that will ensure minimal or no dampness in the clothes so that they can be worn or stacked immediately after wash.



## Normal Dry

The normal drying mode is for the clothes that does not require intensive heat to dry like synthetics, polyester and satin. These clothes can be dried using this mode



## Iron Dry

This mode is designed for the clothes that you wish to iron after washing or for clothes and fabrics that need very gentle care like woolen and silk clothes. This mode is not harsh at all to harm the delicate clothes even during tumble drying.



## Gentle dry / Refresh Mode

This is a refresh mode, where you would like to refresh the clothes for sometime. This mode will activate gentle tumbling action with minimal heat.



## Reload Function

In case you need to add some laundry after you started the washing machine long press the start / pause button for 3 seconds. The function can be activated only in the first stage of cycle before the detergent or the prewash liquid is dispensed



## Favorite / My Cycle Program

This mode is a comfort mode, where you can save your regular selection of program for washing daily clothes. You can long press the Temp. during the ongoing cycle to select it as your favorite



## Panel Lock

This features comes handy to lock the panel of the washing machine when on standby so that it doesn't get started accidentally or by mistake by anyone.







## CORAL 086S

Freestanding Washer Dryer Combo Machine

Capacity	7.5kg Wash / 5.5kg Dry
Energy Consumption	Energy Efficiency Class Washing A++

Drying Efficiency Class B

Wash Ratio	A
------------	---

Moisture Ratio (%)	99.99%
--------------------	--------

Power Consumption (Washing)	0.88 kWh/Cycle
-----------------------------	----------------

Water Consumption (Washing)	44L/Cycle
-----------------------------	-----------

### Features

Max. Spin Speed	1600RPM
-----------------	---------

Program Knob Selection	√
------------------------	---

Door Open Angle	180°
-----------------	------

Door Diameter (Inner)	31cm
-----------------------	------

Volume of Inner Tub	56L
---------------------	-----

Standard Cycle Time 224 mins	300 mins
------------------------------	----------

### Performance & Safety

Display	
---------	--

Display Type	LED DISPLAY
--------------	-------------

Display Color	White
---------------	-------

Fault Check Display	√
---------------------	---

Performance	√
-------------	---

PTC Door Lock	√
---------------	---

Anti Allergy Program	√
----------------------	---

Anti Foam Control	√
-------------------	---

Power interruption Memory	√
---------------------------	---

### Safety

Overheating Control	√
---------------------	---

Auto Balance System	√
---------------------	---

Overflow Control	√
------------------	---

### Specifications

Noise Level (dB)	Wash 56
------------------	---------

Dry 62

Dimensions (W X D X H) mm	Net 595 X 470 X 850
---------------------------	---------------------

Gross 655 X 555 X 885

Weight (kg)	Net 64
-------------	--------

Gross 67

Article Number	538.91.090
----------------	------------

\*Actual colour available in **Dark Stainless Steel**.

## IT'S GOOD TO HAVE FUN WITHOUT WORRYING ABOUT STAINS

Hafele's premium washing machines come with revolutionary and smart programs that can remove different types of tough stains with three different temperature level options for stains ranging from heavy to light. The intensive program provides a longer washing cycle, higher washing temperatures, increased tumbling action, special soaking phases and longer rinse cycle to ensure superior cleaning performance – which may have been a one-off requirement few months ago but is becoming the need of the hour, today.



# FREESTANDING WASHING MACHINES



# DON'T LIMIT YOUR OUTDOOR ACTIVITY

## Allergy Safe<sup>®</sup> Wash

The clothes you wear throughout the day go through invariable interactions with pollens, spores and other micro bacterial germs that stay on the fabric till it is duly treated and cleaned.

A regular wash cannot rinse out these micro bacterial particles from the clothes. Hafele washing machines and washer dryer combos comes with special allergy safe wash programs that can effectively clean these particles.

Thanks to their custom drum movements, sensitive temperature control and additional rinse and spin cycles, you can get premium hygienic cleaning results for all your laundry.

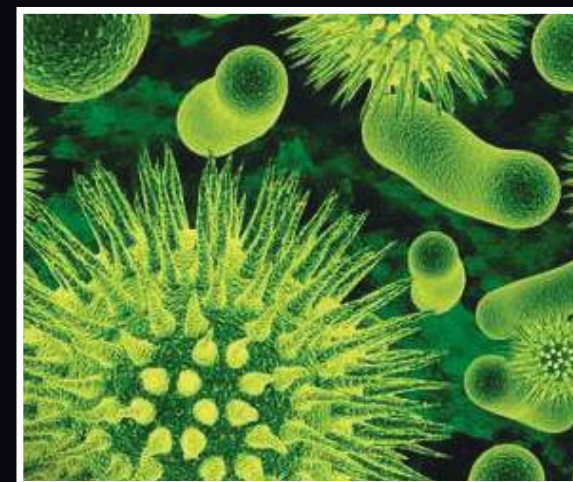
# KINDS OF POLLUTANTS AND ITS EFFECTS



Pollen is one of the most common triggers of seasonal allergies. Many people know pollen allergy as “hay fever.” The affected person can have symptoms like itchy and runny nose, red and watery eyes.



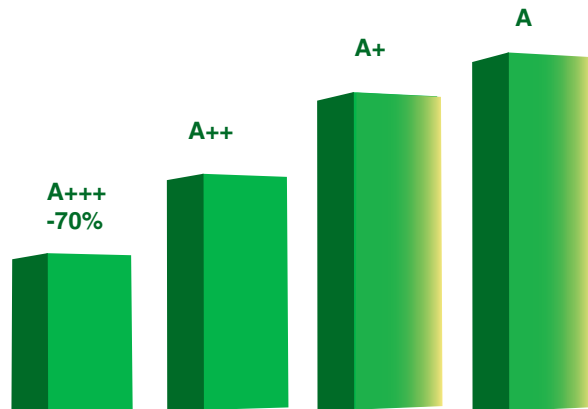
Usually during high humidity season, spores and molds are formed from the traces of dust present in the clothes. The spores cause itchy skin with rashes.



Ultra fine particles like pet’s hair, fine fabric lint, etc. can also be a cause of inflamed respiratory tracks. People suffering from asthma are highly prone to these kind of particles.

# USING **ENERGY** AND **RESOURCES** EFFICIENTLY IS MORE IMPORTANT THAN EVER

Hafele's Premium Range of Washing Machines protect nature with this environmental vision. Hafele presents A+++ washing machines that are 70% more energy efficient than a standard energy rated machine.







# SPECIAL WOOL PROGRAM

Provides extra care for your 'hand wash only' labelled wools with gentler mechanical movements and a warmer rinsing cycle.

# SPORTS WEAR WASH

This program washes at 40°C, and is particularly recommended for lightly soiled synthetic or cotton blend gym clothes.

## Quick'15 Program

This Special program is optimised to lightly wash soiled 2-3 kg garments in just 15 minutes.





# LIQUID DETERGENT COMPARTMENT

The special compartment is designed for alternative detergent use, and is compatible with liquid and concentrated liquid detergents.

# SUPER-WIDE DOOR

The 310cm wide door opening for easy loading & unloading of clothes.





# TEMPERATURE CONTROL

Our preset programs have been designed with optimum temperature levels. You can chose from 30°C – 90°C

# ADVANCED DISPLAY & PROGRAMS

15 Smart Wash programs to suit your requirement







## MOST EFFICIENT SPIN SPEED

---

With a spin speed of 1400RPM, Hafele washers leave less than 50% of residual moisture, that dries off in no time!

## SMART FOAM CONTROL

---

Can detect if there's too much foam in your washing machine and reduces it automatically, thereby caring for your skin and improving the quality of your laundry.






## AUTO RESTART



Specially developed auto restart feature allows the washing machine to continue the wash cycle in safe conditions when the electricity resumes after power cut-offs.

## SMART MOTOR




Hafele's NSmart™ motor technology cleans even the toughest stains - with lesser noise and higher durability.

## OVERFLOW CONTROL



The water level sensor measures water level deviations in the drum and drains automatically when the required level is exceeded.





## MARINA 8014 W

Freestanding Washing Machine

### Features

Spin speed (rpm)	800-1000-1200-1400
Drum volume (litre)	55
Max dry load capacity (kg)	8

### Programmes

Number of programmes on program knob	15
Eco-Logic system	Yes
Foam protection	Yes

### Performance

Program duration (min) cotton 60 °C (full load)	200
Program duration (min) cotton 60 °C (partial load)	175
Program duration (min) cotton 40 °C (partial load)	165
Energy efficiency	A++
Washing efficiency	A
Unbalance control system	Yes
Overflow protection	Yes
Control system	Electronic
Failure detection system	Yes
Child lock	Yes
LED display	Yes
Remain time	Yes
Delay time	Yes
Water inlet	C or C, H (o)

### Equipment

Diameter for porthole	33 cm
Door diameter	47 cm
Pump with filter	Yes
Drum material	Stainless Steel

Number of compartments in dispenser	3
Removable top cover	Yes
Adjustable feet	Yes

### Technical Details

Voltage V/ Frequency (Hz)	220-240V/50 Hz
Electrical current (A)	10
Power rating (W)	2200
Water consumption (L/annum)	10224
Energy consumption (kWh/annum)	194
Noise (washing) (dB)	58
Noise (spinning) (dB)	72

### Dimensions and weight

Unpacked dimensions (H X W X D) mm	845 X 597 X 557
Packed dimensions (carton) (H X W X D) mm	890 X 655 X 634
Net weight (kg)	72
Gross weight (kg) (Carton packaging)	74.5
Article No.	533.93.040





## MARINA 7012W

Freestanding Washing Machine

### Features

Spin speed (rpm)	800-1000-1200
Drum volume (litre)	50
Max dry load capacity (kg)	7

### Programmes

Number of programmes on program knob	15
Eco-Logic system	Yes
Foam protection	Yes

### Performance

Program duration (min) cotton 60 °C (full load)	205
Program duration (min) cotton 60 °C (partial load)	165
Program duration (min) cotton 40 °C (partial load)	160

Energy efficiency	A++
Washing efficiency	A
Unbalance control system	Yes
Overflow protection	Yes
Control system	Electronic
Failure detection system	Yes
Child lock	Yes
LED display	Yes
Remain time	Yes
Delay time	Yes
Water inlet	C or C, H (o)

### Equipment

Diameter for porthole	33 cm
Door diameter	47 cm
Pump with filter	Yes

## MARINA 8014 W

Freestanding Washing Machine

Drum material	Stainless Steel
Number of compartments in dispenser	3
Removable top cover	Yes
Adjustable feet	Yes

### Technical Details

Voltage V/ Frequency (Hz)	220-240V/50 Hz
Electrical current (A)	10
Power rating (W)	2200
Water consumption (L/annum)	10337
Energy consumption (kWh/annum)	195
Noise (washing) (dB)	58
Noise (spinning) (dB)	75

### Dimensions and weight

Unpacked dimensions (H X W X D) mm	845 X 597 X 527
Packed dimensions (carton) (H X W X D) mm	890 X 655 X 601
Net weight (kg)	70
Gross weight (kg) (Carton packaging)	72.5
Article No.	533.93.030



MARINA 6010 V  
Freestanding Washing Machine



## MARINA 6010 W

Freestanding Washing Machine



### Features

Spin speed (rpm)	600 - 800 - 1000
Drum volume (litre)	44
Max dry load capacity (kg)	6

### Programmes

Number of programmes on program knob	15
Eco-Logic system	Yes
Foam protection	Yes

### Performance

Program duration (min) cotton 60°C (full load)	200
Program duration (min) cotton 60°C (partial load)	175
Program duration (min) cotton 40 °C (partial load)	170
Energy efficiency	A++
Washing efficiency	A
Unbalance control system	Yes
Overflow protection	Yes
Control system	Electronic
Failure detection system	Yes
Child lock	Yes
LED display	Yes
Remain time	No
Delay time	Yes
Water inlet	C or C, H (o)

### Equipment

Diameter for porthole	30 cm
-----------------------	-------

Door diameter	44 cm
Pump with filter	Yes
Drum material	Stainless Steel
Number of compartments in dispenser	3
Removable top cover	Yes
Adjustable feet	Yes

### Technical Details

Voltage V/ Frequency (Hz)	220-240V/50 Hz
Electrical current (A)	10
Power rating (W)	2100
Water consumption (L/annum)	9900
Energy consumption (kWh/annum)	171
Noise (washing) (dB)	58
Noise (spinning) (dB)	72

### Dimensions and weight

Unpacked dimensions (H X W X D) mm	845 X 597 X 497
Packed dimensions (carton) (H X W X D) mm	890 X 655 X 571
Net weight (kg)	55.2
Gross weight (kg) (Carton packaging)	58.2
Article No.	533.93.010

**Mumbai Design Centre:**

Haji Moosa Patrawala Ind.(SOBO)  
Estate, Near Famous Studio, Mahalaxmi  
(West), Mumbai - 400 011  
Tel.: 022 6264 7100.

**Mumbai Design Centre:**

#2 Filix Building, Opp. Asian Paints,  
L.B.S. Marg, Bhandup (West),  
Mumbai - 400 078  
Tel.: 022 2596 9660/  
2596 9787/2594 7305

**New Delhi Office & Design Centre:**

D-89 , 1<sup>st</sup> Floor, Okhla Phase-I,  
New Delhi - 110 020  
Tel.: 011-66574999  
Fax: 011-41605482

**Bangalore Office & Design Centre:**

Incubex Nestavera Spaces Pvt Ltd,  
No:13, Langford Place, Langford Road,  
Shanti Nagar, Bangalore - 560 025  
Tel.: 080 4132 6116  
Fax: 080 4132 6226

**Sri Lanka:****Hafele Office and Design Centre:**

52, Nandana Gardens  
(On Duplication Road), Colombo 04.  
Tel: +94 112 500 501.  
Fax: 0094 112 500 553.

**Hafele Design Centre:**

448, Galle Road, Rawathawatta,  
Moratuwa, Sri Lanka.  
Tel.: +94 112 644 600.

**Hafele Boutique:**

747A, Sirimawo Bandaranayaka  
Mawatha, Mulgampola,  
Kandy, Sri Lanka.  
Tel.: +94 812 223 338.

**Bangalore****Hafele Appliances Gallery:**

No. 2/1, Shiv Manor, Langford Road,  
Shantinagar, Bangalore - 560027  
Tel.: 080 - 4142 6336

**Hyderabad Office & Design Centre:**

SJR Building - # 1-57/89/1 & 1-57/89/2  
Opp Allahabad Bank, Gachibowli,  
Hyderabad – 500032  
Tel.: 040 29557578 / 040 29557588

**Kolkata Design Centre:**

PS PACE, Premises No. 1/1A,  
Mahendra Roy Lane, Topsia,  
Kolkata - 700 046  
Tel.: 033 40086814 / 033 40089268  
Fax: 033 24988020

**Bangladesh Office:**

2<sup>nd</sup> Floor, House - 181, Road - 2,  
Mohakhali DOHS, Dhaka:1206.  
Tel.: 01844018431/  
01844018432/ 01844018433/  
01844018437.

**Bangladesh Design Center:**

House - 106, Road - 12,  
Block - E, Banani, Dhaka - 1213  
Tel.: 02-48810380-81

**Kolkata Office:**

Office No. 1001, PS Continental,  
10<sup>th</sup> Floor, 83/2/1 Topsia Road,  
Near Vishwakarma Building.  
South Kolkata - 700046  
Tel: 033-2285 0104 /  
033-2285 0105 / 033-2285 0106

**Chennai Office & Design Centre:**

1<sup>st</sup> Floor No.24, College Road,  
Nungambakkam, Chennai - 600 006  
Tel.: 044 - 4215 1542  
Fax: 044 2446 0922

**Pune Design Centre:**

Showroom No. 2, Ground Floor,  
F P no. 403, A/2, ICC Trade Tower,  
Senapati Bapat Marg,  
Shivaji Nagar, Pune -411016  
Tel.: 020 2563 3301  
Fax: 020 2563 3302

**Nepal:**

UHS Holdings Pvt. Ltd.  
Kathmandu-2,  
Gairidhara Chowk, Nepal.  
Mob.: +977 9802338800

**Bhutan:**

Smart Homes  
Gr. Floor, Druk Building (Opp Helipad)  
Babesa -Thimpu Expressway, Thimpu  
Tel.: +975-2-333419  
Mob.: +975-77277615, 17839717,  
77114228,1760063,17669840

**Pune Office:**

Office No. 12, Vastushree  
Complex, Survey No.587,  
Near Hyde Park, Gultekdi,  
Market Yard, Pune - 411 037  
Tel.: 020 2426 6264  
Fax: 020 2426 6274

**Ahmedabad Office:**

Hafele India Pvt. Ltd.,  
Office No. 302,  
3<sup>rd</sup> Floor, Shangrila Arcade, Near  
Shyamal Cross Road, Satellite,  
Ahmedabad - 380015  
Tel.: +91 79695 55505 /  
8866220505

**Cochin Office:**

Jomer Symphony,  
5<sup>th</sup> Floor, 48/1744  
C34, Chalikkavattom,  
North Ponnurunni, Vyttila,  
Cochin- 682010



# H'AFELE

## Mumbai Corporate Office:

Office No. 3, Building "A", BETA,  
I Think Techno Campus, Off J.V.L.R.,  
Opp. Kanjurmarg East, Mumbai – 400 042.  
Tel.: 022 6142 6100 • Fax: 022 6702 0531.

## For Enquiries SMS "HAFELE" to 56070

Toll Free Customer Care: 1800 266 6667  
Customer Care WhatsApp: +91 97691 11122  
customercare@hafeleindia.com  
info@hafeleindia.com

Visit: [www.hafeleappliances.com](http://www.hafeleappliances.com)

Follow us on

